AOK®
Quality, Honesty, Service and Innovation

Products Catalog

Cutsheet Ver.: 2025.10







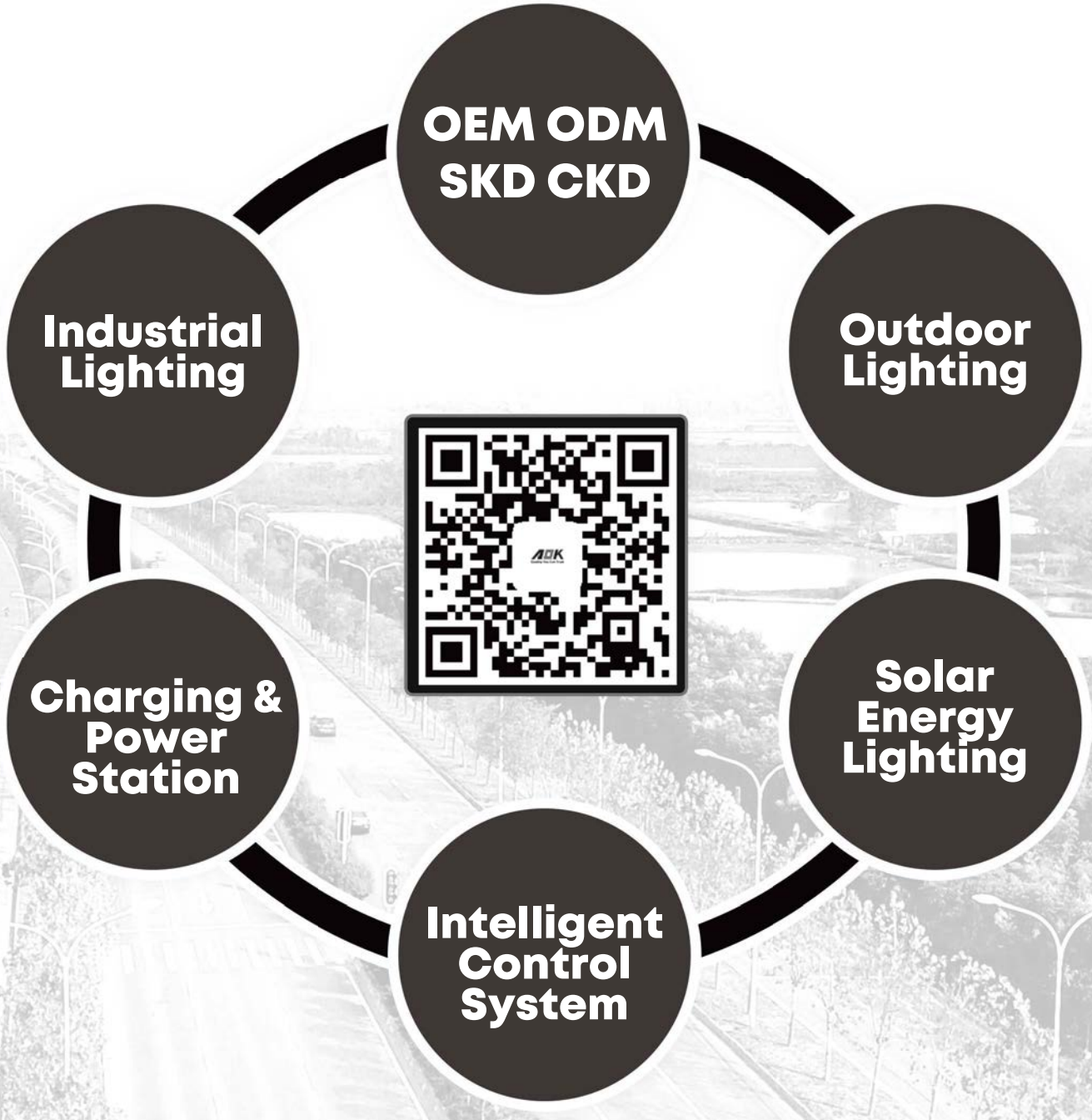

IP66 LM79 ISO:9001 ISO:45001
IK10 TM21 ISO:14001

AOK Company Factory and Office



Shenzhen Factory


Shenzhen Office


Shenzhen Showroom

Highly Automated Production & Packing Lines







Oversea Factory & Office

















AOK at Lighting Fair











Brief Introduction of **AOK**



40+
R&D engineers team

200+
Patent certificates

50%+
Energy consumption reduction

100+
Countries clients served

20,000+
Projects successfully installed

Layout Globally to Serve Clients



Help Customers for Our **Top** Mission	**20000m²+** Production Base	**Sophisticated** R&D Team	**International** Utility Patents
Professional QC Testing & Lab	**Globally** Certificated	**Oversea** Warehouses	**International** Strategic Partners

Who is **AOK**

PORTFOLIO

· Established in	· Factory scale	· Average capacity	· Pro R&D team	· Expectational service
the year of	factories & offices	per day	annual products design	outdoor/indoor lighting
2012	**15000m² & 5000m²**	**2000~ 3000pcs**	**80+**	**OEM/ODM SKD/CKD**

TECHNOLOGY

High Efficacy

· Superior energy efficiency with cutting-edge technology.

Advanced

· Refined die-casting and manufacturing techniques.

Smart Lighting

· IoT smart lighting solutions & solar powered system design.

Eco-friendly

Recycled materials and components for products & packaging.

MILESTONE

· In 2012, our LED streetlight series led in luminous efficiency, reaching **130lm/W**, while other products were limited to 100lm/W.

· **LUMILEDS** showcased AOK products as demonstration fixtures in the lightfair.

· For a **30,000**-unit streetlight project, AOK 135W solution, optimized for light distribution, outperformed a competitor's 150W product, helping the client win the project.

· One of the first Chinese companies recognized by **U.S. official** highway projects, aiding clients in winning contracts.

· We've developed tool-less maintenance street lights and floodlights with **invention patents**, offering eco-friendly, cost-effective, and recyclable solutions.

· New high-efficiency lighting system with a luminous efficacy of **210~220lm/W**.
And **Tool-less Replacement** for easy recycling.

· R&D of professional **Scenario-based Application Solutions** for airports, stadiums, ports, solar systems, lighting towers,

and the list will go on...













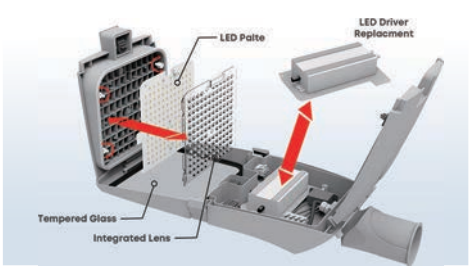

Our Core Values



√ CORPORATE POSITIONING

Offering competitively priced mid-to-high-end products and services.

√ CORPORATE PRINCIPLE

Crafting top-tier products with swift responsiveness. Our success hinges on our customers' success.

√ OUR VISIONS

Using high-efficiency LED products to contribute to a more eco-friendly planet.

√ OUR GOALS

Establish a reliable brand, consistently providing customers with innovative products.

√ CORPORATE STRATEGY

Collaborating with partners across different countries to deliver market-leading products and services to high standards.

Social Responsibility-We Are Helping



People

to boost their productivity by providing high-quality lighting with safety and comfort, minimal glare to keep operations smooth.

Venues

good lighting is built to withstand tough environments, while also providing powerful light, ensuring the ideal light solution for the spaces & venues.

Environments

we design efficient, low-energy solutions with minimal maintenance for cost savings and optimal lighting harmony.

Why is **AOK**

Benefits customers from systematic & risk management

6 KEY ADVANTAGES TO SUPPORT YOUR BUSINESS

Project Protection
Private mode, agreements & approvals

Triangle Customer Service
Consultan-style service, sales, operation & tech team support

R&D & Design Service
Over 80 new product designs per year with patent protection.

Project Simulation Service
Optical design, project simulation, and optimization.

Delivery Assurance
Excellent supply chain integration management to ensure timely delivery.

Financial Support
Reasonable payment term planning to ensure smooth project execution.

SYSTEMATIC PRODUCTION & SECURITY MANAGEMENT

MAS	SCSMS	PLM System	BSCI	ISO:28000
Manufacturing automation system	Security management system for the supply chain certificate	Product lifecycle management	Business social compliance initiative	Transportation and logistics risk control

QC & **AFTER-SALES** SERVICE

01

Quality assured, with customer complaints **<0.1%**

02

21 major testing facilities, quality guaranteed

03

28+ quality inspection procedures

04

After-sales response within **24 hrs**, resolution in **48 hrs**.

Sophisticated Solutions for **Tailor Made Project**

1 *For Better Fitting*

2 *For Better Lighting*

3 *For Better Performance*



Options 1 or 2

The concealed reflector design keeps the fixture hidden at night, reducing glare while only displaying light.



International Strategic Partners

LUMILEDS · OSRAM · SEOUL · CREE

PHILIPS · INVENTRONICS · SOSEN · MOSO®

SRNE · WAGO · SHUNCOM · iLightsIn

• We have established long-term, stable partnerships with multiple reputable suppliers to ensure the quality of raw materials, components, and a dependable supply.

Extensive Project Experience



Over 5,000,000+ Luminaires
Installed Worldwide



Smart Lighting Control Ready

A range of smart control options meets diverse needs, from individual luminaire management to overseeing entire installations, ensuring flexibility for different requirements.

DIM | Nema Socket Optional | DALI Control Supported | Zhaga Receptacle Optional | ZIGBEE | IoT-4G / ZigBee / LoRa OPTIONAL | CASAMBI Control Supported



Right Timing and Diming Control

With specialized control systems, luminaires can dim to preset levels at night when occupancy is low, and return to full output as required.

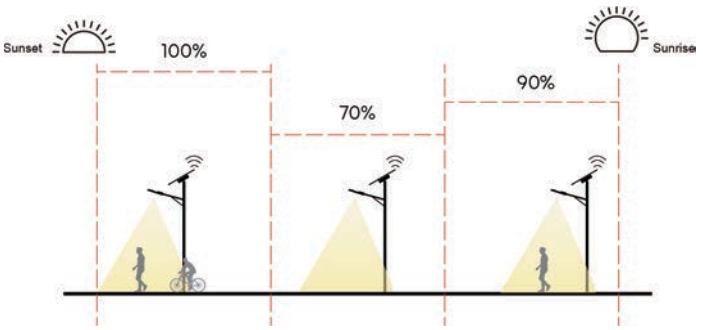

NEMA Socket Optional

Products with NEMA sockets allow for easy integration of sensors and controls into luminaires, enhancing smart control and seamless integration with lighting management systems.



Outdoor Luminaire with Zhaga Receptacles Optional

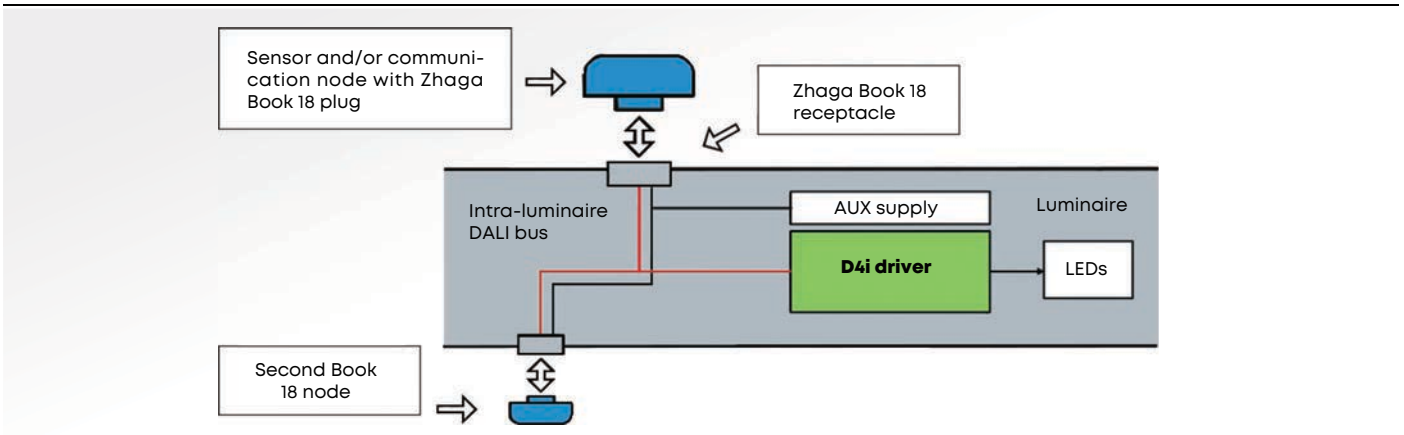

DMX and Smart Sports Lighting Control

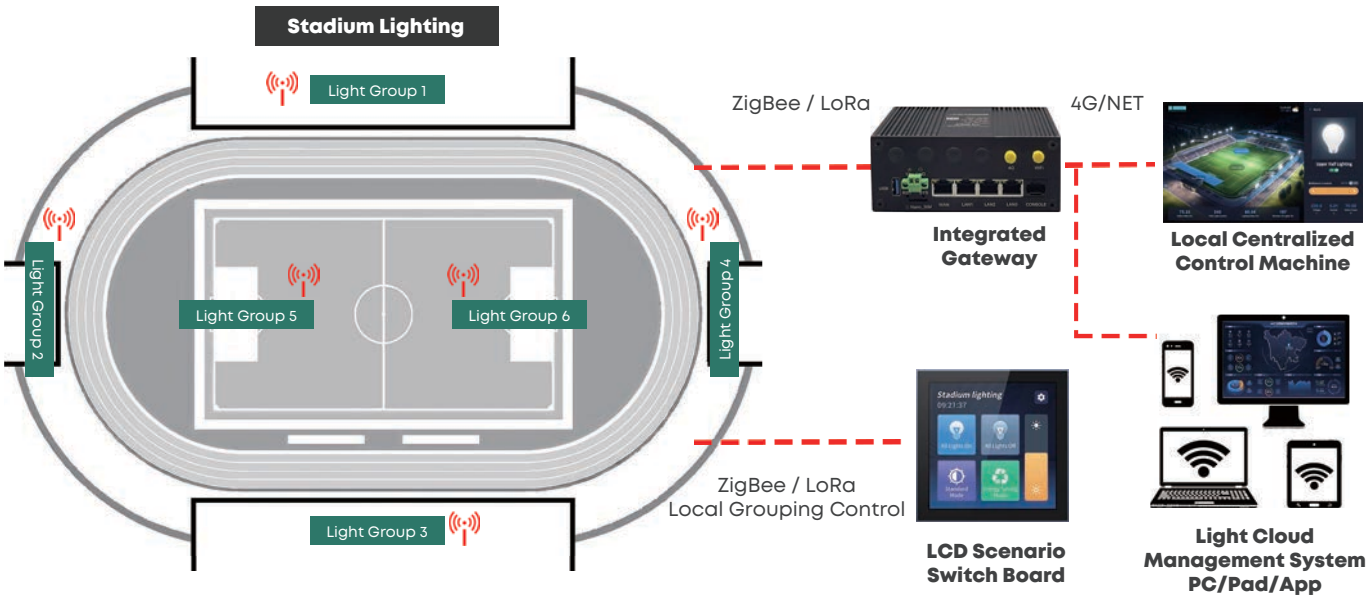

DMX control is widely used in outdoor lighting like stadium and architectural lighting, providing centralized management. It allows control of single-color and RGBW luminaires for tailored lighting scenes, swiftly adjusting ambiance.

Efficient smart IoT sports lighting management systems help operators run fields effectively, saving on labor and electricity costs.

Light & Environment



ULOR= 0%

0% lighting pollution

100% precise distribution

Light plays a crucial role in shaping our daily lives, but artificial lighting can be disruptive. It has the potential to disturb both humans and nature, with significant consequences for insects and the broader ecosystem. AOK provides environmentally-friendly lighting solutions with 2200K~2700K options, designed to minimize impact on wildlife and preserve the natural balance.



No photo-biological risk (no risk associated with infrared, blue light, or UV radiation), in compliance with **EN 62471:2008**.



Prevent lighting areas where animals and insects rest, forage, or traverse.



Light only what is necessary and maintain a suitable intensity.



Opt for warmer color temperatures that are less disruptive to the local ecosystem.

Animals & Insects Friendly

2200K-2700K

CCT available



Fish **Turtle** **Coral**



Amber LED Chips Optional

CONTENT

OUTDOOR

STREET & ROAD LIGHTING SOLUTION

ILH series LED Street Light 003
ILG series LED Street Light 009
ILF series LED Street Light 013
ILE series LED Street Light 019
ILB series LED Street Light 023
ILA series LED Street Light 025
IL02 series LED Street Light 031
IL03 series LED Street Light 035

GARDEN & PATH LIGHTING SOLUTION

IP/IPS series LED Garden Light 041

SOLAR POWER LIGHTING SOLUTION

SAF series LED Solar Street Light 047
SAB series LED Solar Street Light 051
SAA series LED Solar Street Light 055
SLB series LED Solar Street Light 059
SD series LED Solar Street Light 063
SE series LED Solar Street Light 067
SC series LED Solar Garden Light 071
SL series Solar Power Solution 075

AREA & PARKING LIGHTING SOLUTION

OT02 series LED Area Light/Parking Lot Light 081
OT series LED Area Light/Parking Lot Light 085
PLB series LED Area Light/Parking Lot Light 089
PLA series LED Area Light/Parking Lot Light 093

HIGH MAST LIGHTING SOLUTION

HMA series LED High Mast Light 099
HMB series LED High Mast Light 103
INM series LED High Mast Light 105

SPORTS & STADIUM LIGHTING SOLUTION

ISF series LED Stadium Light/Flood Light 111
FSA series LED Stadium Light/Flood Light 115
FSC series LED Sports Light/Flood Light 117
INF-SG series LED Sports Light/Flood Light 121
INS series LED Sports Light/Stadium Light 125
OT series LED Tennis Light 129

FLOOD LIGHTING SOLUTION

FLD series LED Flood Light 133
FLC series LED Flood Light 135
IF series LED Flood Light 141

INDOOR

INDUSTRY LIGHTING SOLUTION

HBE series LED High Bay Light 145
HBA series LED High Bay Light 147
OH series UFO High Bay Light 149
FTA series LED Tri-proof Light 151
FTB series LED Tri-proof Light 153
FTC series LED Tri-proof Light 157



STREET & ROAD
Lighting Solution


EXIT

ILH **LED Street Light**

Power: 20W - 300W



High Lumen Output

Up to **54,000** lm

Tool-less Cover Opening
Lower Maintenance Costs

TOOL-LESS MAINTENANCE

The streamlined design of ILH series street lights improves wind resistance. Its user-friendly maintenance and replacement design cut fixture maintenance costs, reducing both personnel and financial investments significantly.

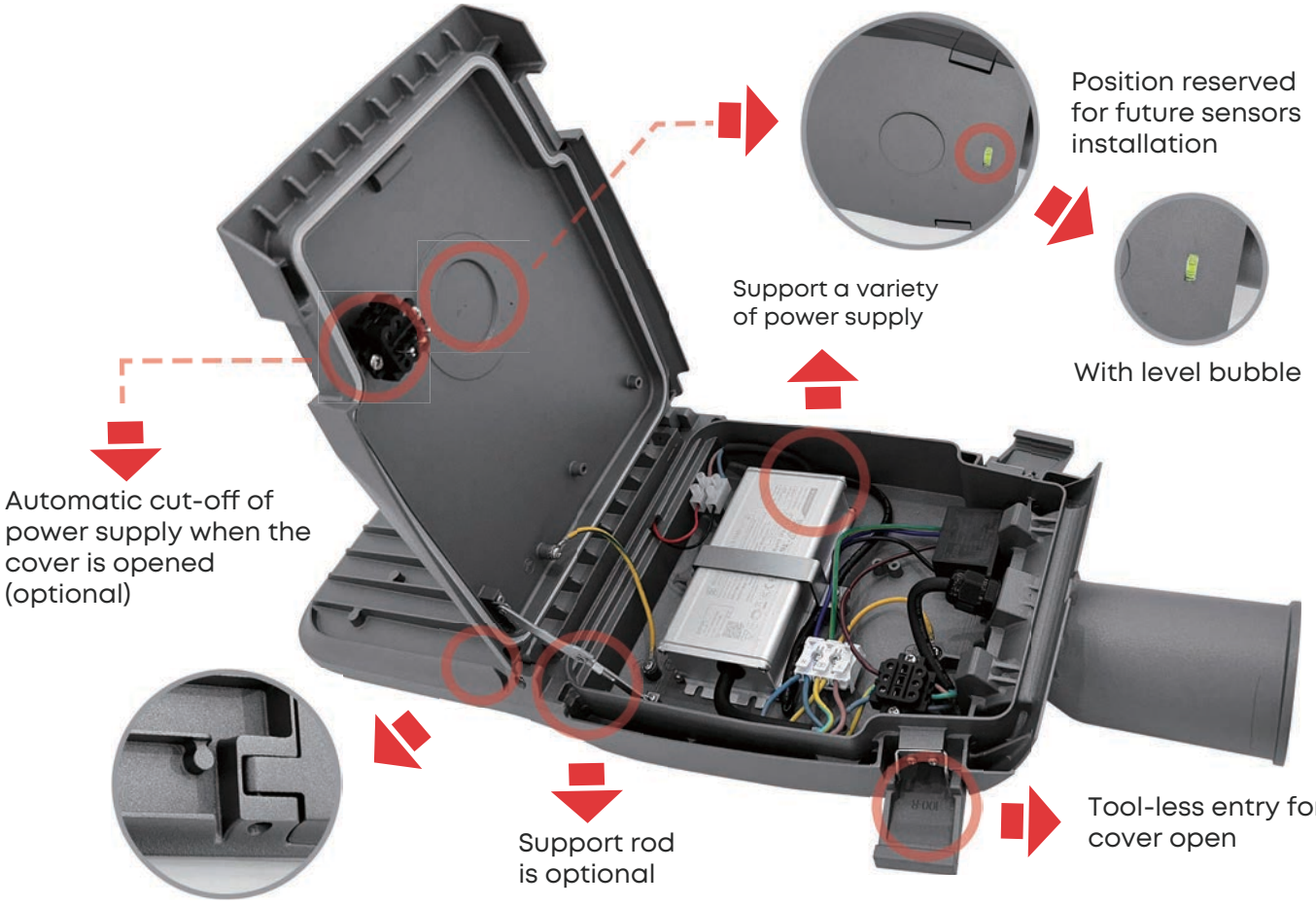



· Dual-layer structure design, enhanced water resistance.



· High quality silicone gasket, improved sealing performance.



· High-quality terminal wiring ensures reliability and safety. (Optional)



· High-quality AC power interface, safe and reliable. (Optional)



· Adjustable bracket ±15 degrees.



· Reinforced bracket design, increased safety.

Key **Features**

- **Auto Cut-off**
- **Convenient Upgrade**
- **Exceptional Impact Resistance**
- **Professional Optic Design**
- **Tool-less Entry**
- **Light Weight**
- **Tempered Glass**
- **DALI Control**

NO BLUE LIGHT NO UV RADIATION

No photo-biological risk (no risk associated with infrared, blue light, or UV radiation), in compliance with **EN 62471:2008**.

Animals & Insects Friendly
2200K-2700K
CCT available

Parameter Reference

Model		AOK-iLH(S)-(20-100W)								
Power		20W	30W	40W	50W	60W	70W	80W	90W	100W
Driver		(Moso, Inventronics,Sosen)/Class 1,(Sosen, Philips, OSRAM, Moso, uPowerTek)/Class 1, Class 2								
Operating Temperature		-40°C to 55°C (-40 °F to 131 °F)							-40°C to 50°C (-40 °F to 122 °F)	
Control Option		DALI-2, D4i,0/1-10V, PWM, timer dimming								
Photometric Data										
Luminous Flux (lm) (CRI 70Ra, 5000K) (Std Dev ±5%)	T2(100*160°)	3500lm	5160lm	7000lm	8650lm	10320lm	11900lm	13440lm	14940lm	16400lm
Luminous Flux (lm) (CRI 70Ra, 5000K) (Std Dev ±5%)-5050	T2(85*160°)	3700lm	5460lm	7320lm	9100lm	10920lm	12600lm	14240lm	15840lm	17400lm
Beam Angle		Type-II (85*150°,110*155°, 75*150°, 100*160°, 85*160°) / Type III (100*160°, 90*150°, 85*155°,100*145°, 120*160°) / Type IV (125*160°, 115*145°)/Type V (150*150°), customization acceptable, please request								
LED Model		2835 / 3030 / 5050								
Lens		Polycarbonate+tempered glass(4/5 mm thick)								
Mechanical Data										
SCx		0.091m² (top view), 0.028m² (side view)								
Mounting		Side Entry/Post Top, (Φ42~60mm pole), custom request								
Others										
Product Size		545*200*97mm/21.46*7.87*3.82"								
Net Weight		3kg/6.61lbs								
Standard Accessories		Breather vent, Level bubble								
Optional Accessories		Circuit breaker,SPD 10KV/20KV, Nema photoelectric control socket, Nameplate,Shorting cap,Lens cover Photoelectric controller, Zhaga socket, PIR sensor, Microwave sensor, Support rod, Safety rope.								

Model		AOK-iLH(M)-(70-120W)					
Power		70W	80W	90W	100W	110W	120W
Driver		(Moso, Inventronics,Sosen)/Class 1,(Sosen, Philips, OSRAM, Moso, uPowerTek)/Class 1, Class 2					
Operating Temperature		-40°C to 55°C (-40 °F to 131 °F)				-40°C to 50°C (-40 °F to 122 °F)	
Control Option		DALI-2, D4i,0/1-10V, PWM, timer dimming					
Photometric Data							
Luminous Flux (lm) (CRI 70Ra, 5000K) (Std Dev ±5%)	T2(100*160°)	12250lm	13920lm	15570lm	17200lm	18700lm	20160lm
Luminous Flux (lm) (CRI 70Ra, 5000K) (Std Dev ±5%)-5050	T2(85*160°)	12950lm	14720lm	16470lm	18200lm	19800lm	21360lm
Beam Angle		Type-II (85*150°,110*155°, 75*150°, 100*160°, 85*160°) / Type III (100*160°, 90*150°, 85*155°,100*145°, 120*160°) / Type IV (125*160°, 115*145°)/Type V (150*150°), customization acceptable, please request					
LED Model		2835 / 3030 / 5050					
Lens		Polycarbonate+tempered glass(4/5 mm thick)					
Mechanical Data							
SCx		0.1m² (top view), 0.029m² (side view)					
Mounting		Side Entry/Post Top, (Φ42~60mm pole), custom request					
Others							
Product Size		559*220*97mm/22.01*8.66*3.82"					
Net Weight		3.4kg/7.5lbs					
Standard Accessories		Breather vent, Level bubble					
Optional Accessories		Circuit breaker,SPD 10KV/20KV, Nema photoelectric control socket, Nameplate,Shorting cap,Lens cover Photoelectric controller, Zhaga socket, PIR sensor, Microwave sensor, Support rod, Safety rope.					

Model		AOK-iLH(L)-(120-180W)						
Power		120W	130W	140W	150W	160W	170W	180W
Driver		(Moso, Inventronics,Sosen)/Class 1, (Sosen,Philips,OSRAM,Moso,uPowerTek) /Class 1,Class 2					(Moso, Inventronics,Sosen) /Class 1, (Philips,Moso,uPowerTek)/ Class 1, Class 2	
Operating Temperature		-40°C to 55°C (-40 °F to 131 °F)				-40°C to 50°C (-40 °F to 122 °F)	-40°C to 45°C (-40 °F to 113 °F)	
Control Option		DALI-2, D4i,0/1-10V, PWM, timer dimming						
Photometric Data								
Luminous Flux (lm) (CRI 70Ra, 5000K) (Std Dev ±5%)	T2(100*160°)	20760lm	22360lm	23940lm	25500lm	26880lm	28220lm	29520lm
Luminous Flux (lm) (CRI 70Ra, 5000K) (Std Dev ±5%)-5050	T2(85*160°)	21960lm	23660lm	25340lm	27000lm	28480lm	29920lm	31320lm
Beam Angle		Type-II (85*150°,110*155°, 75*150°, 100*160°, 85*160°) / Type III (100*160°, 90*150°, 85*155°,100*145°, 120*160°) / Type IV (125*160°, 115*145°)/Type V (150*150°), customization acceptable, please request						
LED Model		2835 / 3030 / 5050						5050
Lens		Polycarbonate+tempered glass(4/5 mm thick)						
Mechanical Data								
SCx		0.12m² (top view), 0.031m² (side view)						
Mounting		Side Entry/Post Top, (Φ42~60mm pole), custom request						
Others								
Product Size		609*235*97mm/23.98*9.25*3.82"						
Net Weight		4kg/8.82lbs						
Standard Accessories		Breather vent, Level bubble						
Optional Accessories		Circuit breaker,SPD 10KV/20KV, Nema photoelectric control socket, Nameplate,Shorting cap,Lens cover Photoelectric controller, Zhaga socket, PIR sensor, Microwave sensor, Support rod, Safety rope.						

Model		AOK-iLH(XL)-(160-210W)					
Power		160W	170W	180W	190W	200W	210W
Driver		Moso/Inventronics,Sosen/Class 1, (Philips,Moso,uPowerTek)/Class 1, Class 2					Moso/Inventronics,Sosen/Class 1, (Philips)/Class 1, Class 2
Operating Temperature		-40°C to 55°C (-40 °F to 131 °F)			-40°C to 50°C (-40 °F to 122 °F)		-40°C to 45°C (-40 °F to 113 °F)
Control Option		DALI-2, D4i,0/1-10V, PWM, timer dimming					
Photometric Data							
Luminous Flux (lm) (CRI 70Ra, 5000K) (Std Dev ±5%)	T2(100*160°)	27680lm	29240lm	30780lm	32300lm	34000lm	35280lm
Luminous Flux (lm) (CRI 70Ra, 5000K) (Std Dev ±5%)-5050	T2(85*160°)	29440lm	31110lm	32760lm	34390lm	36000lm	37380lm
Beam Angle		Type-II (85*150°,110*155°, 75*150°, 100*160°, 85*160°) / Type III (100*160°, 90*150°, 85*155°,100*145°, 120*160°) / Type IV (125*160°, 115*145°)/Type V (150*150°), customization acceptable, please request					
LED Model		2835 / 3030 / 5050					
Lens		Polycarbonate+tempered glass(4/5 mm thick)					
Mechanical Data							
SCx		0.143m² (top view), 0.032m² (side view)					
Mounting		Side Entry/Post Top, (Φ42~60mm pole), custom request					
Others							
Product Size		609*280*100mm/23.98*11.02*3.94"					
Net Weight		5.4kg/11.9lbs					
Standard Accessories		Breather vent, Level bubble					
Optional Accessories		Circuit breaker,SPD 10KV/20KV, Nema photoelectric control socket, Nameplate,Shorting cap,Lens cover Photoelectric controller, Zhaga socket, PIR sensor, Microwave sensor, Support rod, Safety rope.					

Model		AOK-iLH(XXL)-(240-300W)						
Power		240W	250W	260W	270W	280W	290W	300W
Driver		Moso/Inventronics,Sosen/Class 1,(Philips)/Class 1, Class 2						
Operating Temperature		-40°C to 55°C (-40 °F to 131 °F)				-40°C to 50°C (-40 °F to 122 °F)		
Control Option		DALI, 0/1-10V, PWM, timer dimming						
Photometric Data								
Luminous Flux (lm) (CRI 70Ra, 5000K) (Std Dev ±5%)	T2(100*160°)	41520lm	43000lm	44720lm	46170lm	47880lm	49300lm	51000lm
Luminous Flux (lm) (CRI 70Ra, 5000K) (Std Dev ±5%)-5050	T2(85*160°)	44400lm	46000lm	47580lm	49140lm	50960lm	52490lm	54000lm
Beam Angle		Type-II (85*150°,110*155°, 75*150°, 100*160°, 85*160°) / Type III (100*160°, 90*150°, 85*155°,100*145°, 120*160°) / Type IV (125*160°, 115*145°)/Type V (150*150°), customization acceptable, please request						
LED Model		2835 / 3030 / 5050						
Lens		Polycarbonate+tempered glass(4/5 mm thick)						
Mechanical Data								
SCx		0.19m² (top view), 0.038m² (side view)						
Mounting		Side Entry/Post Top, (Φ42~60mm pole), custom request						
Others								
Product Size		730*300*100mm/28.74*11.81*3.94"						
Net Weight		7.1kg/15.651lbs						
Standard Accessories		Breather vent, Level bubble						
Optional Accessories		Circuit breaker,SPD 10KV/20KV, Nema photoelectric control socket, Nameplate,Shorting cap,Lens cover						

***Important note:** The provided parameters are for design reference; the official measurement reports holds higher & final authority.

Ordering Information

AOK								
WATTS	VOLTAGE	LED CHIPS	TYPE OF SENSOR	CCT&CRI	DISTRIBUTION	MOUNT	HOUSING	OPTIONS
20WILH(S)	NV1=100-277V	A2=2835	00=Without Sensor	xx70=xx00K 70CRI	T201 (85*150°)	A=Side Entry	SL=Silver	10KV SPD
30WILH(S)	NV2=220-240V	A3=3030	PH=Photocell	xx80=xx00K 80CRI	T211 (110*155°)	B=Post Top	GR=Gray	20KV SPD
40WILH(S)		A5=5050	DV=Dimmable	xx90=xx00K 90CRI	T221 (75*150°)		BK=Black	Zhaga receptacle
50WILH(S)				xx=(27/30/40/50/57/65)	T231 (100*160°)		Custom request	Nema socket
60WILH(S)					T252 (85*160°)			Custom request
70WILH(S)					T301 (100*160°)			
80WILH(S)					T311 (90*150°)			
90WILH(S)					T312 (85*155°)			
100WILH(S)					T321 (100*145°)			
70WILH(M)					T331 (120*160°)			
80WILH(M)					T401 (125*160°)			
90WILH(M)					T411 (115*145°)			
100WILH(M)					T502 (150*150°)			
110WILH(M)								
120WILH(M)								
120WILH(L)								
130WILH(L)								
140WILH(L)								
150WILH(L)								
160WILH(L)								
170WILH(L)								
180WILH(L)								
160WILH(XL)								
170WILH(XL)								
180WILH(XL)								
190WILH(XL)								
200WILH(XL)								
210WILH(XL)								
240WILH(XXL)								
250WILH(XXL)								
260WILH(XXL)								
270WILH(XXL)								
280WILH(XXL)								
290WILH(XXL)								
300WILH(XXL)								

Application Reference



ILG **LED Street Light**

Power: 20W - 135W



Power
adjustable
optional

CCT
3000K
4000K
5000K
adjustable
optional

High Lumen Output

Up to **27,135** lm

PATENTED PRODUCT

100-277VAC OR 220-240VAC 50 / 60HZ

THD <10%

WORKING TEMPERATURE ENVIRONMENT -40°C~50°C (-40°F~122°F)

CRI Ra70/80/90

2700K 3000K 4000K 5000K 5700K 6500K

5G VIBRATION TESTING PASSED

L70 >100,000HRS @ 25°C

IP66 IK10

ULR =0%

10KV / 20KV SPD

Nema Socket Optional

Zhaga Receptacle Optional

Key **Features**

Multiple Lighting Solution

Compact Design

Convenient Upgrade

Self-Clean Cover

Light Weight

NO BLUE LIGHT NO UV RADIATION

No photo-biological risk (no risk associated with infrared, blue light, or UV radiation), in compliance with **EN 62471:2008**.

Animals & Insects Friendly
2200K-2700K
CCT available

Compact Design
For the sake of adaptability

1. Photocell
2. Shorting Cap
3. Nema Socket



4. Zhaga Socket
5. Breather Vent
6. PIR or Microwave Sensor

7. CCT&Power Switch
8. SPD 10KV/20KV
9. M16/M20 waterproof joint





· High-efficient LED sources and optics design, economized.



· High quality silicone gasket, improved sealing performance.



· Adjustable bracket ±15 degrees.



· High-quality terminal wiring ensures reliability and safety. (Optional)



· High-quality AC power interface, safe and reliable. (Optional)



· Reinforced bracket design, increased safety.

Parameter Reference

Model		AOK-iLG(S)-(20-60W)				
Power		20W	30W	40W	50W	60W
Driver		Class I (MOSO/SOSEN/Inventronics/DONE), Class II (DONE)				
Control Option		DALI, 0/1-10V, PWM, timer dimming				
Photometric Data						
Luminous Flux (lm) (CRI 70Ra, 5000K) (Std Dev ±5%)-Normal	T201(85*150°) T211(80*150°)	3280lm	4830lm	6080lm	7250lm	8400lm
Luminous Flux (lm) (CRI 70Ra, 5000K) (Std Dev ±5%)-Performance	T201(85*150°) T211(80*150°)	3340lm	4890lm	6280lm	7650lm	9000lm
Luminous Flux (lm) (CRI 70Ra, 5000K) (Std Dev ±5%)-5050-Pro	T202(75*150°)	3900lm	5790lm	7680lm	9550lm	11280lm
Luminous Flux (lm) (CRI 70Ra, 5000K) (Std Dev ±5%)-5050-Max	T202(75*150°)	4240lm	6300lm	8360lm	10400lm	12300lm
Beam Angle		T201(85*150°), T211(80*150°),T202(75*150°),Customization acceptable				
LED Model		2835 / 3030 / 5050				
Lens		Polycarbonate				
Mechanical Data						
SCx		0.064m² (top view), 0.02m² (side view)				
Mounting		Side Entry/Post Top, (Φ42~60mm pole), custom request				
Others						
Product Size		479*159*89mm/18.86*6.23*3.5"				
Net Weight		2.5kg/5.51lbs				
Standard Accessories		None				
Optional Accessories		10kV/20kV SPD, breather vent, NEMA socket, Photocell, Zhaga, PIR or Microwave sensor, M20 waterproof joint., CCT & Power adjustable optional				

Model		AOK-iLG(M)-(70-135W)						
Power		70W	80W	90W	100W	110W	120W	135W
Driver		Class I (MOSO/SOSEN/Inventronics)						
Control Option		DALI, 0/1-10V, PWM, timer dimming						
Photometric Data								
Luminous Flux (lm) (CRI 70Ra, 5000K) (Std Dev ±5%)-Normal	T201(85*150°)	10710lm	12000lm	13320lm	14600lm	15840lm	17040lm	18900lm
Luminous Flux (lm) (CRI 70Ra, 5000K) (Std Dev ±5%)-Performance	T201(85*150°)	11410lm	12800lm	14220lm	15600lm	16940lm	18240lm	20250lm
Luminous Flux (lm) (CRI 70Ra, 5000K) (Std Dev ±5%)-5050-Pro	T201(85*150°)	13580lm	15440lm	17280lm	19100lm	20900lm	22680lm	25380lm
Luminous Flux (lm) (CRI 70Ra, 5000K) (Std Dev ±5%)-5050-Max	T201(85*150°)	14490lm	16480lm	18450lm	20400lm	22330lm	24240lm	27135lm
Beam Angle		T201(85*150°) , Customization acceptable						
LED Model		2835 / 3030 / 5050						
Lens		Polycarbonate						
Mechanical Data								
SCx		0.096m² (top view), 0.024m² (side view)						
Mounting		Side Entry/Post Top, (Φ42~60mm pole), custom request						
Others								
Product Size		550*210*89mm/21.65*8.27*3.5"						
Net Weight		3.5KG/7.72lbs						
Standard Accessories		None						
Optional Accessories		10kV/20kV SPD, breather vent, NEMA socket, Photocell, Zhaga, PIR or Microwave sensor, M20 waterproof joint, CCT & Power adjustable optional						

***Important note:** The provided parameters are for design reference; the official measurement reports holds higher & final authority.

Ordering Information

AOK	-		-		-		-		-		-		-	
WATTS		**VOLTAGE**		**LED CHIPS**		**TYPE OF SENSOR**		**CCT&CRI**		**DISTRIBUTION**		**MOUNT**		**HOUSING**		**OPTIONS**
20WILG(S)		NV1=100-277V		A2=2835		00=Without Sensor		xx70=xx00K 70CRI		T201(85*150°)		A=Side Entry		SL=Silver		10KV SPD
30WILG(S)		NV2=220-240V		A3=3030		PH=Photocell		xx80=xx00K 80CRI		20-135W		B=Post Top		GR=Gray		20KV SPD
40WILG(S)				A5=5050		DV=Dimmable		xx90=xx00K 90CRI						Custom request		Zhaga receptacle
50WILG(S)								xx=(27/30/40/50/57/65)		T211(80*150°)						Nema socket
60WILG(S)										20-60W						Custom request
70WILG(M)																
80WILG(M)										T202(75*150°)						
90WILG(M)										20-60W						
100WILG(M)																
110WILG(M)																
120WILG(M)																
135WILG(M)																

Application Reference





ILF **LED Street Light**

Power: 20W - 230W



High Lumen Output

Up to **45,310** lm

PATENTED PRODUCT

100-277VAC OR 220-240VAC 50 / 60HZ

THD < 10%

WORKING TEMPERATURE ENVIRONMENT -40°C~50°C (-40°F~122°F)

IP66 IK10

CRI Ra70/80/90

2700K 3000K 4000K 5000K 5700K 6500K

5G VIBRATION TESTING PASSED

ULR =0%

10KV / 20KV SPD

Nema Socket Optional

Zhaga Receptacle Optional

Key **Features**

Multiple Lighting Solution

Compact Design

Convenient Upgrade

Self-Clean Cover

Light Weight

NO BLUE LIGHT NO UV RADIATION

No photo-biological risk (no risk associated with infrared, blue light, or UV radiation), in compliance with **EN 62471:2008**.

Animals & Insects Friendly
2200K-2700K
CCT available





· High-efficient LED sources and optics design, economized.



· High quality silicone gasket, improved sealing performance.



· High-quality terminal wiring ensures reliability and safety. (Optional)



· High-quality AC power interface, safe and reliable. (Optional)



· Reinforced bracket design, increased safety.

Parameter Reference

Model		AOK-iLF(S)-(20-60W)				
Power		20W	30W	40W	50W	60W
Driver		MOSO/SOSEN/Inventronics/DONE, Class 1				MOSO/SOSEN, Class 1
Operating Temperature		-40°C to 50°C (-40 °F to 122 °F)				
Control Option		DALI, 1-10V, PWM, timer dimming				
Photometric Data						
Luminous Flux (lm) (CRI 70Ra, 5000K) (Std Dev ±5%)-Normal	T201 (85*150°)	3280lm	4830lm	6080lm	7250lm	8400lm
Luminous Flux (lm) (CRI 70Ra, 5000K) (Std Dev ±5%)-Performance	T201 (85*150°)	3340lm	4890lm	6280lm	7650lm	9000lm
Luminous Flux (lm) (CRI 70Ra, 5000K) (Std Dev ±5%)-5050-Pro	T202 (75*150°)	3900lm	5790lm	7680lm	9550lm	11280lm
Luminous Flux (lm) (CRI 70Ra, 5000K) (Std Dev ±5%)-5050-Max	T202 (75*150°)	4240lm	6300lm	8360lm	10400lm	12300lm
Beam Angle		T201(85*150°), T202(75*150°) Customization acceptable				
LED Model		2835 / 3030 / 5050				
Lens		Polycarbonate				
Mechanical Data						
SCx		0.05m² (top view), 0.019m² (side view)				
Mounting		Side entry, (Φ42~60mm pole), custom request				
Others						
Product Size		427*150*73mm/16.81*5.91*2.87"				
Net Weight		1.9kg/4.19lbs				
Standard Accessories		None				
Optional Accessories		10kV/20kV SPD, breather vent, Nema socket, Photocell, Zhaga, PIR or Microwave sensor				

Model		AOK-iLF(M)-(70-100W)			
Power		70W	80W	90W	100W
Driver		MOSO/SOSEN/Inventronics/DONE,Class 1			
Operating Temperature		-40°C to 50°C (-40 °F to 122 °F)			
Control Option		DALI, 1-10V, PWM, timer dimming			
Photometric Data					
Luminous Flux (lm) (CRI 70Ra, 5000K) (Std Dev ±5%)-Normal	T201 (85*150°)	10360lm	11600lm	12780lm	14000lm
Luminous Flux (lm) (CRI 70Ra, 5000K) (Std Dev ±5%)-Performance	T201 (85*150°)	10920lm	12320lm	13680lm	15000lm
Luminous Flux (lm) (CRI 70Ra, 5000K) (Std Dev ±5%)-5050-Pro	T202 (75*150°)	13370lm	15200lm	17010lm	18800lm
Luminous Flux (lm) (CRI 70Ra, 5000K) (Std Dev ±5%)-5050-Max	T202 (75*150°)	14000lm	15920lm	17820lm	19700lm
Beam Angle		T201(85*150°), T202(75*150°) Customization acceptable			
LED Model		2835 / 3030 / 5050			
Lens		Polycarbonate			
Mechanical Data					
SCx		0.07m² (top view), 0.02m² (side view)			
Mounting		Side entry, (Φ42~60mm pole), custom request			
Others					
Product Size		477*190*74mm/18.78*7.48*2.91"			
Net Weight		2.7KG/5.95lbs			
Standard Accessories		None			
Optional Accessories		10kV/20kV SPD, breather vent, Nema socket, Photocell, Zhaga, PIR or Microwave sensor			

Parameter Reference

Model		AOK-iLF(L)-(110-150W)				
Power		110W	120W	130W	140W	150W
Driver		MOSO/SOSEN/Inventronics/DONE, Class 1				
Operating Temperature		-40°C to 50°C (-40 °F to 122 °F)				
Control Option		DALI, 1-10V, PWM, timer dimming				
Photometric Data						
Luminous Flux (lm) (CRI 70Ra, 5000K) (Std Dev ±5%)-Normal	T301 (80*150°)	16170lm	17400lm	18590lm	19880lm	21000lm
Luminous Flux (lm) (CRI 70Ra, 5000K) (Std Dev ±5%)-Performance	T301 (80*150°)	17270lm	18600lm	19890lm	21280lm	22500lm
Luminous Flux (lm) (CRI 70Ra, 5000K) (Std Dev ±5%)-5050-Pro	T202 (75*150°)	21120lm	22920lm	24700lm	26460lm	28200lm
Luminous Flux (lm) (CRI 70Ra, 5000K) (Std Dev ±5%)-5050-Max	T202 (75*150°)	22110lm	24000lm	25870lm	27720lm	29550lm
Beam Angle		T202(75*150°),T301(80*150°), Customization acceptable				
LED Model		2835 / 3030 / 5050				
Lens		Polycarbonate				
Mechanical Data						
SCx		0.11m² (top view), 0.024m² (side view)				
Mounting		Side entry, (Φ42~60mm pole), custom request				
Others						
Product Size		562*240*72mm/21.13*9.45*2.83"				
Net Weight		3.7kg/8.16lbs				
Standard Accessories		None				
Optional Accessories		10kV/20kV SPD, breather vent, Nema socket, Photocell, Zhaga, PIR or Microwave sensor				

Model		AOK-iLF(XL)-(160-190W)			
Power		160W	170W	180W	190W
Driver		MOSO/SOSEN/Inventronics/DONE, Class 1			
Operating Temperature		-40°C to 50°C (-40 °F to 122 °F)			
Control Option		DALI, 1-10V, PWM, timer dimming			
Photometric Data					
Luminous Flux (lm) (CRI 70Ra, 5000K) (Std Dev ±5%)-Normal	T301 (65*150°)	23520	24820	26100	27360
Luminous Flux (lm) (CRI 70Ra, 5000K) (Std Dev ±5%)-Performance	T301 (65*150°)	25120lm	26520lm	27900lm	29260lm
Luminous Flux (lm) (CRI 70Ra, 5000K) (Std Dev ±5%)-5050-Pro	T202 (75*150°)	31200lm	32980lm	34740lm	36480lm
Luminous Flux (lm) (CRI 70Ra, 5000K) (Std Dev ±5%)-5050-Max	T202 (75*150°)	32640lm	34510lm	36360lm	38190lm
Beam Angle		T202(75*150°),T301 (65*150°), Customization acceptable			
LED Model		2835 / 3030 / 5050			
Lens		Polycarbonate			
Mechanical Data					
SCx		0.14m² (top view), 0.027m² (side view)			
Mounting		Side entry, (Φ42~60mm pole), custom request			
Others					
Product Size		617*280*73mm/24.29*9.86*2.87"			
Net Weight		4.8kg/10.58lbs			
Standard Accessories		None			
Optional Accessories		10kV/20kV SPD, breather vent, Nema socket, Photocell, Zhaga, PIR or Microwave sensor			

Parameter Reference

Model		AOK-iLF(XL)-(200-230W)			
Power		200W	210W	220W	230W
Driver		MOSO/SOSEN/Inventronics/DONE, Class 1			
Operating Temperature		-40°C to 50°C (-40 °F to 122 °F)			
Control Option		DALI, 1-10V, PWM, timer dimming			
Photometric Data					
Luminous Flux (lm) (CRI 70Ra, 5000K) (Std Dev ±5%)-Normal	T301 (65*150°)	28600	29820	31020	32200
Luminous Flux (lm) (CRI 70Ra, 5000K) (Std Dev ±5%)-Performance	T301 (65*150°)	30600lm	31920lm	33220lm	34500lm
Luminous Flux (lm) (CRI 70Ra, 5000K) (Std Dev ±5%)-5050-Pro	T202 (75*150°)	38200lm	39900lm	41580lm	43240lm
Luminous Flux (lm) (CRI 70Ra, 5000K) (Std Dev ±5%)-5050-Max	T202 (75*150°)	40000lm	41790lm	43560lm	45310lm
Beam Angle		T202(75*150°),T301 (65*150°), Customization acceptable			
LED Model		2835 / 3030 / 5050			
Lens		Polycarbonate			
Mechanical Data					
SCx		0.14m² (top view), 0.027m² (side view)			
Mounting		Side entry, (Φ42~60mm pole), custom request			
Others					
Product Size		617*280*73mm/24.29*9.86*2.87"			
Net Weight		4.8kg/10.58lbs			
Standard Accessories		None			
Optional Accessories		10kV/20kV SPD, breather vent, Nema socket, Photocell, Zhaga, PIR or Microwave sensor			

Ordering Information

AOK - [ ] - [ ] - [ ] - [ ] - [ ] - [ ] - [ ] - [ ]

WATTS	VOLTAGE	LED CHIPS	TYPE OF SENSOR	CCT&CRI	DISTRIBUTION	MOUNT	HOUSING	OPTIONS
20WILF(S)	NV1=100-277V	A2=2835	00=Without Sensor	2770=2700K 70CRI	T201 (85*150°)	A=Side Entry	SL=Silver	10KV SPD
30WILF(S)	NV2=220-240V	A3=3030	PH=Photocell	3070=3000K 70CRI	20-100W		BK=Black	20KV SPD
40WILF(S)		A5=5050	DV=Dimmable	4070=4000K 70CRI			GR=Gray	Zhaga receptacle
50WILF(S)				5070=5000K 70CRI	T202 (75*150°)		Custom request	Nema socket
60WILF(S)				5770=5700K 70CRI	20-230W			Custom request
70WILF(M)				6570=6500K 70CRI				
80WILF(M)				2780=2700K 80CRI	T301 (80*150°)			
90WILF(M)				3080=3000K 80CRI	110-150W			
100WILF(M)				4080=4000K 80CRI				
110WILF(L)				5080=5000K 80CRI	T301 (65*150°)			
120WILF(L)				5780=5700K 80CRI	160-230W			
130WILF(L)				6580=6500K 80CRI				
140WILF(L)								
150WILF(L)								
160WILF(XL)								
170WILF(XL)								
180WILF(XL)								
190WILF(XL)								
200WILF(XL)								
210WILF(XL)								
220WILF(XL)								
230WILF(XL)								

***Important note:** The provided parameters are for design reference; the official measurement reports holds higher & final authority.

Application Reference







ILE **Tool-less LED Street Light**

Power: 20W - 120W



High Lumen Output

Up to **18,480** lm

CLASS I AND CLASS II

THD ≤10%

TEMPERED Glass

3G VIBRATION TESTING PASSED

PATENTED PRODUCT

L70 >100,000HRS @ 25 C

WORKING TEMPERATURE ENVIRONMENT -40°C~55°C (-40°F~131°F)

100-277VAC 50 / 60HZ

ULR =0%

2700K 3000K 4000K 5000K 5700K 6500K

CRI Ra70/80/90

IP66 IK08

DIM

Cost Savings in **Maintenance & Recycling**

Scheme-1: LED Module, Tempered Glass, LED Driver Tool-less Replacement

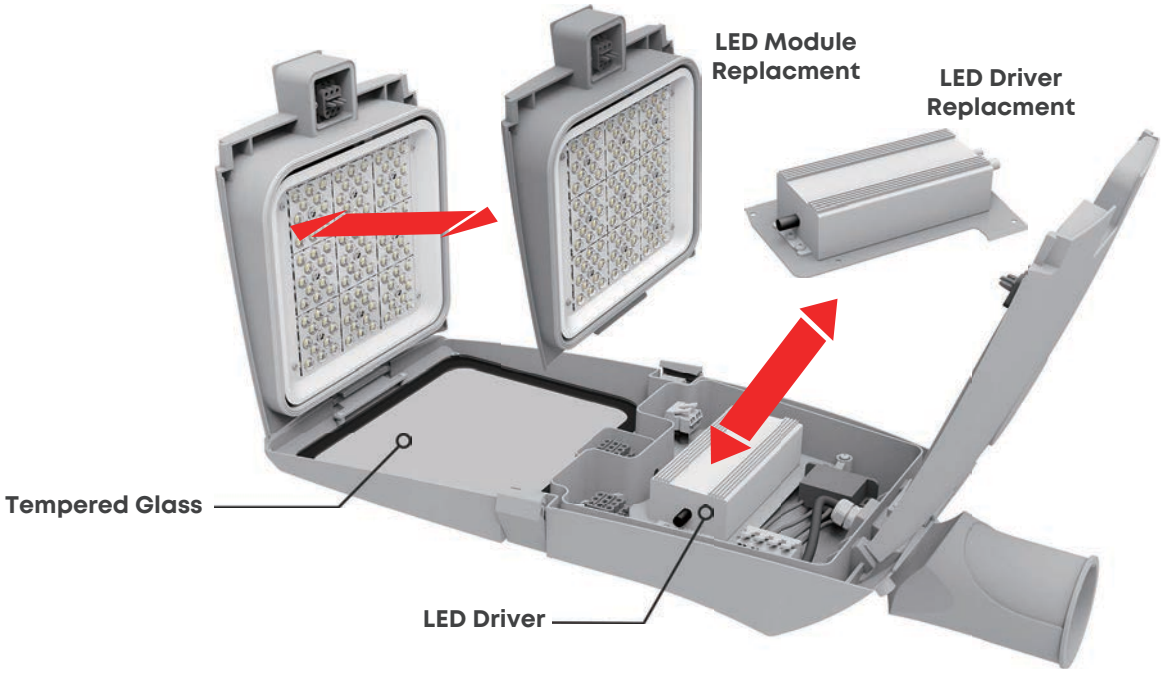

***Scheme-2:** Heat sink, LED Plate, Lens, LED driver, Tempered Glass Tool-less Replacement

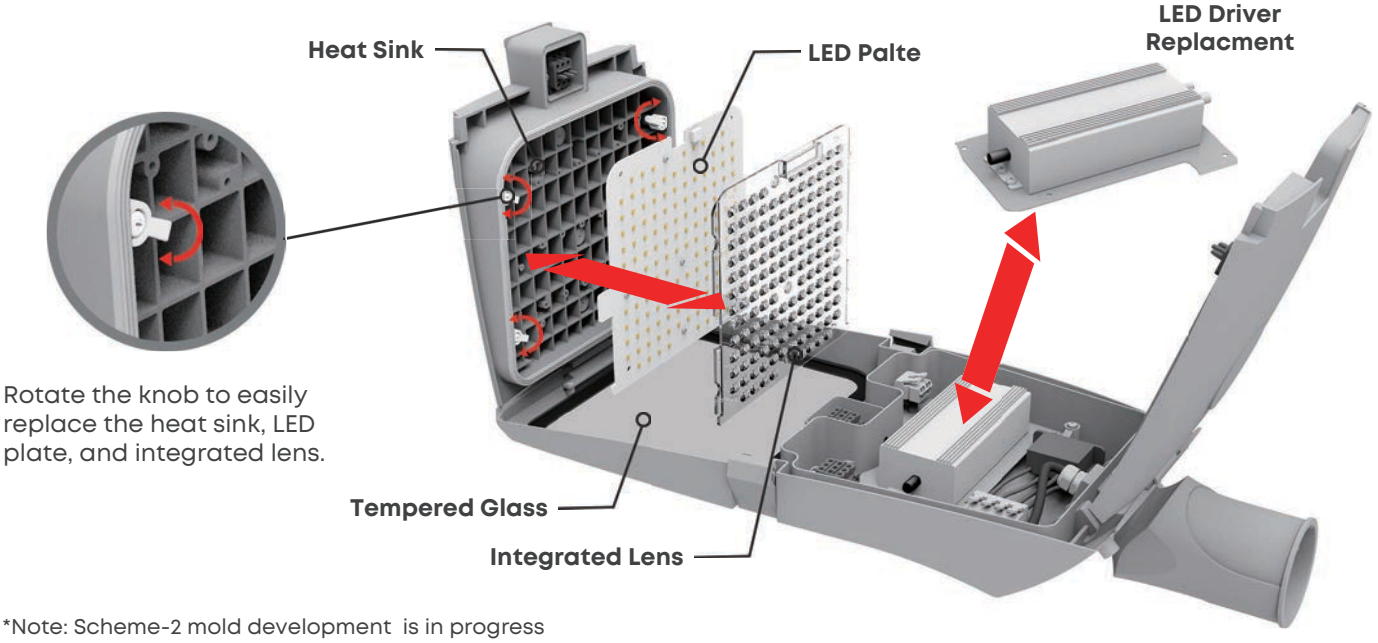

Rotate the knob to easily replace the heat sink, LED plate, and integrated lens.

*Note: Scheme-2 mold development is in progress

Tool-less Replacement
Easy for Recycling

For the projects it **benefits** the possibilities of

- Cost savings in operations
- Quick installation & investment return
- Smart control ready for efficient management
- Concern of environmental sustainability

Self-Clean Cover

Photocell

DALI Control

Casambi Supported

Zhaga Supported

Smart Lighting Control

NO BLUE LIGHT NO UV RADIATION

No photo-biological risk (no risk associated with infrared, blue light, or UV radiation), in compliance with **EN 62471:2008**.

Animals & Insects Friendly
2200K-2700K
CCT available





· Dual-layer structure design, enhanced water resistance.



· High quality silicone gasket, improved sealing performance.



· High-quality terminal wiring ensures reliability and safety. (Optional)



· High-quality AC power interface, safe and reliable. (Optional)



· Adjustable bracket ±15 degrees.

Parameter Reference

Power		20W	30W	40W	50W	60W	70W	80W	90W	100W	110W	120W
Driver		20-110W: Inventronics、Sosen/Class 1, (Sosen 、 Philips、OSRAM、Moso、uPowerTek)/Class 1、 Class 2 120W: Inventronics、Sosen/Class 1, (Moso)/Class 1、 Class 2										
Control option		DALI-2, D4i,1-10V/ PWM / timer dimming, Nema, Presence detection sensor. Dim-to-Off with standby power <= 0.5W.										
Photometric Data												
Luminous flux (lm) (CRI 70Ra, 5000K) (Std Dev ±5%) with 3030	T201-12in1 (85*150°)	3000lm	4230lm	6000lm	7250lm	8460lm	10290lm	11520lm	12690lm	13500lm	14630lm	15600lm
	T211-12in1 (110*155°)	3000lm	4230lm	6000lm	7250lm	8460lm	10290lm	11520lm	12690lm	13500lm	14630lm	15600lm
	T301-12in1 (100*160°)	2900lm	4080lm	5800lm	7000lm	8160lm	9940lm	11120lm	12240lm	13000lm	14080lm	15000lm
	T311-12in1 (90*150°)	3000lm	4230lm	6000lm	7250lm	8460lm	10290lm	11520lm	12690lm	13500lm	14630lm	15600lm
	T411-12in1 (115*145°)	3000lm	4230lm	6000lm	7250lm	8460lm	10290lm	11520lm	12690lm	13500lm	14630lm	15600lm
	T221-16in1 (75*150°)	3080lm	4440lm	6160lm	7550lm	8880lm	10780lm	12080lm	13320lm	14500lm	15730lm	16800lm
	T321-16in1 (100*145°)	3080lm	4440lm	6160lm	7550lm	8880lm	10780lm	12080lm	13320lm	14500lm	15730lm	16800lm
	T231-24in1 (100*160°)	3120lm	4560lm	6240lm	7700lm	9120lm	11060lm	12480lm	13860lm	15200lm	16500lm	17760lm
	T331-24in1 (120*160°)	3120lm	4560lm	6240lm	7700lm	9120lm	11060lm	12480lm	13860lm	15200lm	16500lm	17760lm
	T401-24in1 (125*160°)	3120lm	4560lm	6240lm	7700lm	9120lm	11060lm	12480lm	13860lm	15200lm	16500lm	17760lm
	T231-24in1-Pro (100*160°)	3240lm	4740lm	6480lm	8000lm	9480lm	11480lm	12960lm	14400lm	15800lm	17160lm	18480lm
	T331-24in1-Pro (120*160°)	3240lm	4740lm	6480lm	8000lm	9480lm	11480lm	12960lm	14400lm	15800lm	17160lm	18480lm
	T401-24in1-Pro (125*160°)	3240lm	4740lm	6480lm	8000lm	9480lm	11480lm	12960lm	14400lm	15800lm	17160lm	18480lm
Luminous flux (lm) (CRI 70Ra, 5000K) (Std Dev ±5%) with 5050	5050-T202 (70*155°)	3200lm	4620lm	6400lm	7850lm	9240lm	10990lm	12320lm	13680lm	15000lm	13680lm	15000lm
	5050-T302 (80*150°)	3200lm	4620lm	6400lm	7850lm	9240lm	10990lm	12320lm	13680lm	15000lm	13680lm	15000lm
	5050-T402 (90*150°)	3200lm	4620lm	6400lm	7850lm	9240lm	10990lm	12320lm	13680lm	15000lm	13680lm	15000lm
Beam angle		Type-II (85*150°, 70*155°, 75*150°, 110*155°, 100*160°) / Type III (100*160°, 80*150°, 90*150°, 100*145°, 120*160°) / Type IV (125*160°, 90*150°, 115*145°)										
LED model		Lumileds 3030, 5050 / Seoul3030, 5050										
Lens		Polycarbonate+tempered glass(4 mm thick)										
Mechanical Data												
SCx		0.0914m² (Top view), 0.029m² (side view)										
Mounting		Side Entry / Post Top										
Others												
Product Size		23.7*9.65*3.9 inches / 602*245*99mm										
Net Weight		5.1KG										
Standard Accessories		Standard SPD 10kV (EU)										
Optional Accessories		Lid support, circuit breaker, SPD 20KV, Nema photoelectric control socket, photocell, Zhaga socket, PIR or Microwave sensor.										

Ordering Information

AOK - [ ] - [ ] - [ ] - [ ] - [ ] - [ ] - [ ] - [ ] - [ ]

WATTS	VOLTAGE	LED CHIPS	TYPE OF SENSOR	CCT&CRI	DISTRIBUTION	MOUNT	HOUSING	OPTION
20WILE	NV=100-277V	L3=Lumileds 3030	00=Without Sensor	2770=2700K 70CRI	T201 (85*150°)	A=Side Entry	SI=Silver	10KV SPD
30WILE		S3=Seoul 3030	PH=Photocell	3070=3000K 70CRI	T202 (70*155°)	B=Post Top	BK=Black	20KV SPD
40WILE		L5=Lumileds 5050	DV=Dimmable	4070=4000K 70CRI	T211 (110*155°)		GR=Gray	Zhaga receptacle
50WILE		S5=Seoul 5050		5070=5000K 70CRI	T221 (75*150°)		Custom request	Nema socket
60WILE				5770=5700K 70CRI	T231 (100*160°)			Custom request
70WILE				6570=6500K 70CRI	T301 (100*160°)			
80WILE				2780=2700K 80CRI	T302 (80*150°)			
90WILE				3080=3000K 80CRI	T311 (90*150°)			
100WILE				4080=4000K 80CRI	T321 (100*145°)			
110WILE				5080=5000K 80CRI	T331 (120*160°)			
120WILE				5780=5700K 80CRI	T401 (125*160°)			
				6580=6500K 80CRI	T402 (90*150°)			
					T411 (115*145°)			

Application Reference



***Important note:** The provided parameters are for design reference; the official measurement reports holds higher & final authority.

ILB **LED Street Light**

Power: 10W - 50W



Lumen Output

Up to **7,100** lm

IP66 IK10 | CRI Ra70/80/90 | 2700K 3000K 4000K 5000K 5700K 6500K | 100-240VAC 50/60HZ

10KV SPD | WORKING TEMPERATURE ENVIRONMENT -40°C~50°C (-40°F~122°F) | THD ≤ 12%

Key **Features**

- **Ample Inner Space**
- **Convenient Upgrade**
- **Self-Clean Cover**
- **Light Weight & Compact Design**

Parameter Reference

Power(W)		10W	20W	30W	40W	50W
Driver Brand		Inventronic / Sosen / Others				
Control Option		Surge Protective Device, Daylight Sensor Control, 1-10V Dimming				
Photometric Specifications						
Luminous Flux (lm) (CRI 70Ra, 4000K, Std Dev ±5%)	T3-80*160°	1650lm	3100lm	4500lm	5880lm	7100lm
Beam Angle		80*160° (Type-III)				
Mechanical Specifications						
SCx (EPA)		0.0537m² (Topview), 0.0208m² (Sideview)				
Mounting		Side Entry / Post Top				
LEDs						
LED Model		3030				
Lens		Polycarbonate				
Others						
Product Size		17.76*6.18*4.33 inches / 451*157*110mm				
Net Weight		1.8KG/3.97 lbs				

Ordering Information

AOK -		-		-		-		-		-
WATTS	VOLTAGE	LED CHIPS	TYPE OF SENSOR	CCT&CRI	DISTRIBUTION	MOUNT	HOUSING	OPTIONS
10WiLB	NV=100-240V	S3= 3030	00=Without Sensor	2770=2700K 70CRI	80*160° (Type-III)	A=Side Entry	SI=Silver	10KV SPD
20WiLB				3070=3000K 70CRI		B=Post Top		
30WiLB				4070=4000K 70CRI				
40WiLB				5070=5000K 70CRI				
50WiLB				5770=5700K 70CRI				
				6570=6500K 70CRI				
				2780=2700K 80CRI				
				3080=3000K 80CRI				
				4080=4000K 80CRI				
				5080=5000K 80CRI				
				5780=5700K 80CRI				
				6580=6500K 80CRI				

Application Reference



ILA **LED Street Light**

Power: 20W - 300W



>> **Standard** Solution

>> **Ring Compression** Solution Optional

High Lumen Output

Up to **54,000** lm

Tool-less Cover Opening
Lower Maintenance Costs

TOOL-LESS MAINTENANCE

The streamlined design of ILA series street lights improves wind resistance.
Its user-friendly maintenance and replacement design cut fixture maintenance costs, reducing both personnel and financial investments significantly.

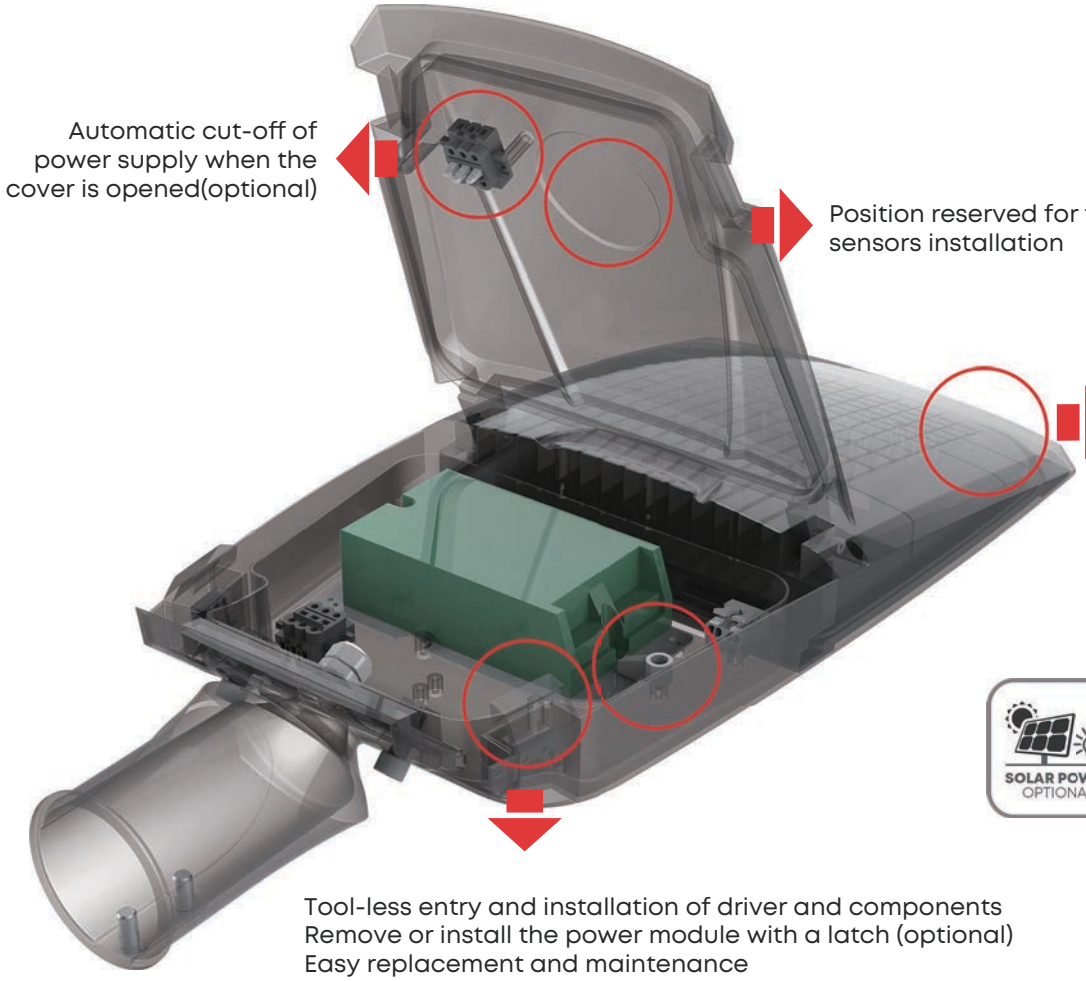

Automatic cut-off of power supply when the cover is opened(optional)

Position reserved for future sensors installation

Honeycomb heatsink design
Smoothy self-clean housing dustproof

SOLAR POWER OPTIONAL

Support optional solar power combination configuration please consult for details

Tool-less entry and installation of driver and components
Remove or install the power module with a latch (optional)
Easy replacement and maintenance



· Dual-layer structure design, enhanced water resistance.



· High quality silicone gasket, improved sealing performance.



· High-quality terminal wiring ensures reliability and safety. (Optional)



· High-quality AC power interface, safe and reliable. (Optional)



· Adjustable bracket ±15 degrees.



· Support rod for convenient maintenance. (Optional)

Smart Control Ready
For Efficient Management

ILA is **connected-ready** and can operate with various sensors and control systems.



With Motion Sensor



With Photocell



Single Light Controller Or Others



Zhaga Receptacle Node

Typical IoT **Demonstration**

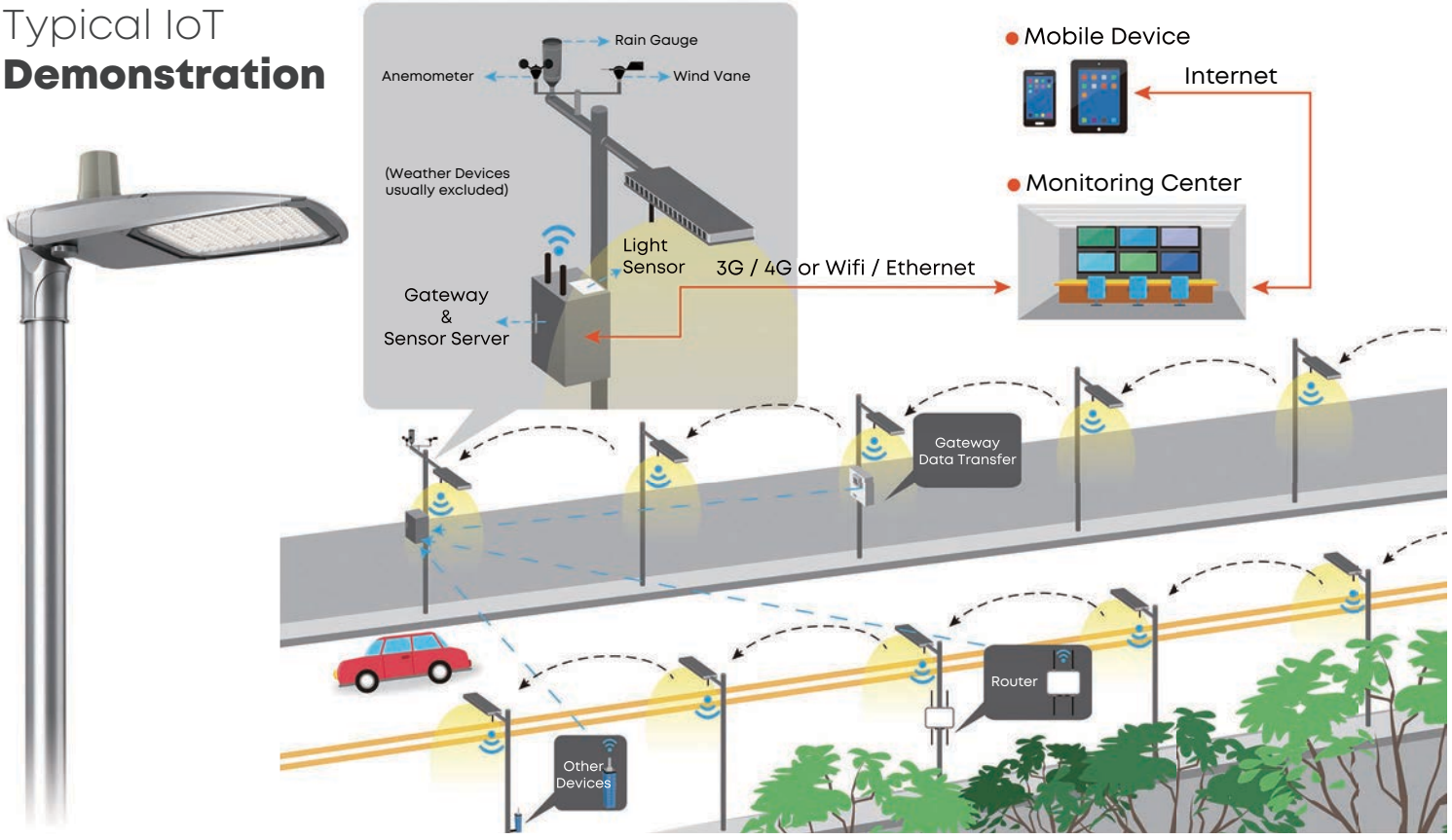

Key **Features**

- Auto Cut-off
- 5G Rating Passed
- Tempered Glass
- Self-Clean Cover
- Photocell
- DALI Control Supported
- Nema Socket Supported
- Zhaga Supported
- Casambi Supported
- Smart Lighting Control
- Solar Power Optional
- Tool-less Entry

NO BLUE LIGHT NO UV RADIATION

No photo-biological risk (no risk associated with infrared, blue light, or UV radiation), in compliance with **EN 62471:2008**.

Animals & Insects Friendly
2200K-2700K
CCT available

Parameter Reference

Power(W)		20W	30W	40W	50W	60W
Driver brand		Inventronics/Class 1, (Sosen, Philips, OSRAM, Moso) / Class 1, Class 2, EU				
Control option		DALI-2, D4i,1-10V/ PWM / Timer dimming, Nema, Presence detection sensor. Dim-to-Off with standby power <= 0.5W.				
Photometric Specifications						
Luminous flux (lm) (CRI 70Ra, 5000K) (Std Dev ±5%)	T201-12in1 (85*150°)	3000lm	4230lm	6000lm	7250lm	8460lm
	T211-12in1 (110*155°)	3000lm	4230lm	6000lm	7250lm	8460lm
	T301-12in1 (100*160°)	2900lm	4080lm	5800lm	7000lm	8160lm
	T311-12in1 (90*150°)	3000lm	4230lm	6000lm	7250lm	8460lm
	T411-12in1 (115*145°)	3000lm	4230lm	6000lm	7250lm	8460lm
	T221-16in1 (75*150°)	3080lm	4440lm	6160lm	7550lm	8880lm
	T321-16in1 (100*145°)	3080lm	4440lm	6160lm	7550lm	8880lm
	T231-24in1 (100*160°)	3120lm	4560lm	6240lm	7700lm	9120lm
	T331-24in1 (120*160°)	3120lm	4560lm	6240lm	7700lm	9120lm
	T401-24in1 (125*160°)	3120lm	4560lm	6240lm	7700lm	9120lm
	T231-24in1-Pro (100*160°)	3240lm	4740lm	6480lm	8000lm	9480lm
	T331-24in1-Pro (120*160°)	3240lm	4740lm	6480lm	8000lm	9480lm
	T401-24in1-Pro (125*160°)	3240lm	4740lm	6480lm	8000lm	9480lm
	T2(100*155°)/T3(80*155°) @Seoul 5050	3240lm	4800lm	6560lm	8100lm	9600lm
	T2(105*160°)/T3(115*160°)/ T5(150*150°)@A5050	3800lm	5550lm	7600lm	9400lm	11160lm
Beam angle		Type-II (85*150°, 110*155°, 75*150°, 100*160°,100*155°,105*160°) / Type III (100*160°, 90*150°, 100*145°, 120*160°, 80*155°, 115*160°) / Type IV (125*160°, 115*145°) / Type V (150*150°)				
LED model		Lumileds 3030, 5050 / Seoul 3030, 5050 / A5050				
Lens		Polycarbonate+tempered glass (4 mm thick)				
Mechanical Specifications						
SCx (EPA)		Top view:0.0914m², Side view:0.029m²				
Mounting		Post Top/Side Entry				
Others						
Product size		537*210*88mm / 21.14*8.27*3.46 inches				
Net weight		3.4kg / 7.50 lbs				
Standard Accessories		Standard SPD 10kV (EU)				
Optional Accessories		Lid support, circuit breaker,SPD 20KV, breather vent, Nema photoelectric control socket, photoelectric controller,Zhaga socket, PIR sensor, microwave sensor.				

Power(W)		70W	80W	90W	100W	110W
Driver Brand		Inventronics/Class 1, (Sosen, Philips, OSRAM, Moso) / Class 1, Class 2, EU				
Control Option		DALI-2, D4i,1-10V/ PWM / Timer dimming, Nema, Presence detection sensor. Dim-to-Off with standby power <= 0.5W.				
Photometric Specifications						
Luminous flux (lm) (CRI 70Ra, 5000K) (Std Dev ±5%)	T201-12in1 (85*150°)	10290lm	11520lm	12690lm	13500lm	14520lm
	T211-12in1 (110*155°)	10290lm	11520lm	12690lm	13500lm	14520lm
	T301-12in1 (100*160°)	9940lm	11120lm	12240lm	13000lm	13970lm
	T311-12in1 (90*150°)	10290lm	11520lm	12690lm	13500lm	14520lm
	T411-12in1 (115*145°)	10290lm	11520lm	12690lm	13500lm	14520lm
	T221-16in1 (75*150°)	10780lm	12080lm	13320lm	14500lm	15620lm
	T321-16in1 (100*145°)	10780lm	12080lm	13320lm	14500lm	15620lm
	T231-24in1 (100*160°)	11060lm	12480lm	13860lm	15200lm	16500lm
	T331-24in1 (120*160°)	11060lm	12480lm	13860lm	15200lm	16500lm
	T401-24in1 (125*160°)	11060lm	12480lm	13860lm	15200lm	16500lm
	T231-24in1-Pro (100*160°)	11480lm	12960lm	14400lm	15800lm	17050lm
	T331-24in1-Pro (120*160°)	11480lm	12960lm	14400lm	15800lm	17050lm
	T401-24in1-Pro (125*160°)	11480lm	12960lm	14400lm	15800lm	17050lm
	T2(100*155°)/T3(80*155°) @Seoul 5050	11410lm	12960lm	14490lm	16000lm	17490lm
	T2(105*160°)/T3(115*160°)/ T5(150*150°)@A5050	13300lm	15040lm	16830lm	18600lm	20350lm
Beam angle		Type-II (85*150°, 110*155°, 75*150°, 100*160°,100*155°,105*160°) / Type III (100*160°, 90*150°, 100*145°, 120*160°, 80*155°, 115*160°) / Type IV (125*160°, 115*145°) / Type V (150*150°)				
LED model		Lumileds 3030, 5050 / Seoul 3030, 5050 / A5050				
Lens		Polycarbonate+tempered glass (4 mm thick)				
Mechanical Specifications						
SCx (EPA)		Top view:0.103m², Side view:0.031m²				
Mounting		Post Top/Side Entry				
Others						
Product Size		567*228*88mm / 22.32*8.98*3.46 inches				
Net Weight		4kg / 8.82 lbs				
Standard Accessories		Standard SPD 10kV (EU)				
Optional Accessories		Lid support, circuit breaker,SPD 20KV, breather vent, Nema photoelectric control socket, photoelectric controller,Zhaga socket, PIR sensor, microwave sensor.				

Power(W)		120W	130W	140W	150W	160W	170W	180W	200W
Driver brand		Inventronics/Class 1, (Sosen, Philips, OSRAM, Moso) / Class 1, Class 2, EU							
Control option		DALI-2, D4i,1-10V/ PWM / Timer dimming, Nema, Presence detection sensor. Dim-to-Off with standby power <= 0.5W.							
Photometric Specifications									
Luminous flux (lm) (CRI 70Ra, 5000K) (Std Dev ±5%)	T201-12in1 (85*150°)	17520lm	18590lm	19880lm	21150lm	none	none	none	none
	T211-12in1 (110*155°)	17520lm	18590lm	19880lm	21150lm	none	none	none	none
	T301-12in1 (100*160°)	16920lm	17940lm	19180lm	20400lm	none	none	none	none
	T311-12in1 (90*150°)	17520lm	18590lm	19880lm	21150lm	none	none	none	none
	T411-12in1 (115*145°)	17520lm	18590lm	19880lm	21150lm	none	none	none	none
	T221-16in1 (75*150°)	18360lm	19500lm	20580lm	21600lm	22560lm	23460lm	24300lm	none
	T321-16in1 (100*145°)	18360lm	19500lm	20580lm	21600lm	22560lm	23460lm	24300lm	none
	T231-24in1 (100*160°)	18960lm	20410lm	21700lm	23100lm	24000lm	24990lm	25740lm	none
	T331-24in1 (120*160°)	18960lm	20410lm	21700lm	23100lm	24000lm	24990lm	25740lm	none
	T401-24in1 (125*160°)	18960lm	20410lm	21700lm	23100lm	24000lm	24990lm	25740lm	none
	T231-24in1-Pro (100*160°)	19680lm	21190lm	22540lm	24000lm	24960lm	26010lm	27000lm	none
	T331-24in1-Pro (120*160°)	19680lm	21190lm	22540lm	24000lm	24960lm	26010lm	27000lm	none
	T401-24in1-Pro (125*160°)	19680lm	21190lm	22540lm	24000lm	24960lm	26010lm	27000lm	none
	T2(100*155°)/T3(80*155°) @Seoul 5050	19320lm	20800lm	22260lm	23700lm	25120lm	26520lm	27900lm	30800lm
	T2(105*160°)/T3(115*160°)/ T5(150*150°)@A5050	22440lm	24180lm	25900lm	27600lm	29120lm	30770lm	32400lm	35400lm
Beam angle		Type-II (85*150°, 110*155°, 75*150°, 100*160°,100*155°,105*160°) / Type III (100*160°, 90*150°, 100*145°, 120*160°, 80*155°, 115*160°) / Type IV (125*160°, 115*145°) / Type V (150*150°)							
LED model		Lumileds 3030, 5050 / Seoul 3030, 5050 / A5050							
Lens		Polycarbonate+tempered glass (4 mm thick)							
Mechanical Specifications									
SCx (EPA)		Top view:0.134m², Side view:0.035m²							
Mounting		Post Top/Side Entry							
Others									
Product size		632*259*89mm / 24.88*10.2*3.5 inches							
Net weight		6.0kg / 13.23 lbs							
Standard Accessories		Standard SPD 10kV (EU)							
Optional Accessories		Lid support, circuit breaker,SPD 20KV, breather vent, Nema photoelectric control socket, photoelectric controller,Zhaga socket, PIR sensor, microwave sensor.							

Power(W)		240W	250W	260W	270W	280W	290W	300W
Driver brand		Moso/Inventronics、Sosen/Class 1,(Philips、uPowerTek)/Class 1、 Class 2						
Control option		DALI-2, D4i,0/1-10V, PWM, timer dimming						
Photometric Specifications								
Luminous flux (lm) (CRI 70Ra, 5000K) (Std Dev ±5%)	T201-12in1 (85*150°)	33600lm	34500lm	35620lm	36720lm	37800lm	38860lm	39900lm
	T211-12in1 (110*155°)	33600lm	34500lm	35620lm	36720lm	37800lm	38860lm	39900lm
	T301-12in1 (100*160°)	32400lm	33250lm	34320lm	35370lm	36400lm	37410lm	38400lm
	T311-12in1 (90*150°)	33600lm	34500lm	35620lm	36720lm	37800lm	38860lm	39900lm
	T411-12in1 (115*145°)	33600lm	34500lm	35620lm	36720lm	37800lm	38860lm	39900lm
	T221-16in1 (75*150°)	36000lm	37250lm	38480lm	39420lm	40320lm	41180lm	42000lm
	T321-16in1 (100*145°)	36000lm	37250lm	38480lm	39420lm	40320lm	41180lm	42000lm
	T231-24in1 (100*160°)	37680lm	39000lm	40300lm	41580lm	42840lm	44080lm	45000lm
	T331-24in1 (120*160°)	37680lm	39000lm	40300lm	41580lm	42840lm	44080lm	45000lm
	T401-24in1 (125*160°)	37680lm	39000lm	40300lm	41580lm	42840lm	44080lm	45000lm
	T231-24in1-Pro (100*160°)	39120lm	40500lm	41860lm	43200lm	44520lm	45820lm	46800lm
	T331-24in1-Pro (120*160°)	39120lm	40500lm	41860lm	43200lm	44520lm	45820lm	46800lm
	T401-24in1-Pro (125*160°)	39120lm	40500lm	41860lm	43200lm	44520lm	45820lm	46800lm
	T2(100*155°)/T3(80*155°) @Seoul 5050	39360lm	40750lm	42120lm	43470lm	44800lm	46110lm	47400lm
	T2(105*160°)/T3(115*160°)/ T5(150*150°)@A5050	44640lm	46250lm	47840lm	49410lm	50960lm	52490lm	54000lm
Beam angle		Type-II (85*150°, 110*155°, 75*150°, 100*160°,100*155°,105*160°) / Type III (100*160°, 90*150°, 100*145°, 120*160°, 80*155°, 115*160°) / Type IV (125*160°, 115*145°) / Type V (150*150°)						
LED model		Lumileds 3030, 5050 / Seoul 3030, 5050 / A5050						
Lens		Polycarbonate+tempered glass (4 mm thick)						
Mechanical Specifications								
SCx (EPA)		0.2m² (top view), 0.041m² (side view)						
Mounting		Post Top/Side Entry						
Others								
Product size		757*315*88mm/29.8*12.4*3.46inches						
Net weight		8.6kg/18.96lbs						
Standard Accessories		Standard SPD 10kV (EU)						
Optional Accessories		Lid support, circuit breaker,SPD 20KV, breather vent, Nema photoelectric control socket, photoelectric controller,Zhaga socket, PIR sensor, microwave sensor.						

Ordering Information

AOK - ____ - ____ - ____ - ____ - ____ - ____ - ____ - ____ - ____

WATTS	VOLTAGE	LED CHIPS	TYPE OF SENSOR	CCT&CRI	DISTRIBUTION		MOUNT	HOUSING	OPTION
20WILA	NV=100-277V	L3=Lumileds 3030	00=Without Sensor	2770=2700K 70CRI	T201	(85*150°)	A=Side Entry	SG=Silver Gray	10KV SPD
30WILA	HV1=100-480V	S3=Seoul 3030	PH=Photocell	3070=3000K 70CRI	T211	(110*155°)	B=Post Top	BZ=Bronze	20KV SPD
40WILA	HV2=200-480V	L5=Lumileds 5050	DV=Dimmable	4070=4000K 70CRI	T221	(75*150°)		BK=Black	Zhaga receptacle
50WILA		S5=Seoul 5050		5070=5000K 70CRI	T231	(100*160°)		Custom request	Custom request
60WILA		A5=A5050		5770=5700K 70CRI	T2	(100*155°)			
70WILA				6570=6500K 70CRI	T2	(105*160°)			
80WILA				2780=2700K 80CRI	T301	(100*160°)			
90WILA				3080=3000K 80CRI	T311	(90*150°)			
100WILA				4080=4000K 80CRI	T321	(100*145°)			
110WILA				5080=5000K 80CRI	T331	(120*160°)			
120WILA				5780=5700K 80CRI	T3	(80*155°)			
130WILA				6580=6500K 80CRI	T3	(115*160°)			
140WILA					T401	(125*160°)			
150WILA					T411	(115*145°)			
160WILA					T5	(150*150°)			
170WILA									
180WILA									
200WILA									
240WILA									
250WILA									
260WILA									
270WILA									
280WILA									
290WILA									
300WILA									

Note: 200W can only use 5050 LED Chips

Application Reference



***Important note:** The provided parameters are for design reference; the official measurement reports holds higher & final authority.

IL02 **LED Street Light**

Power: 20W - 300W



< IL02 (80W-120W/130W-180W/200W-230W/300W)

< IL02s (20W-70W)

< IL02 (20W-70W)

High Lumen Output

Up to **54,600** lm

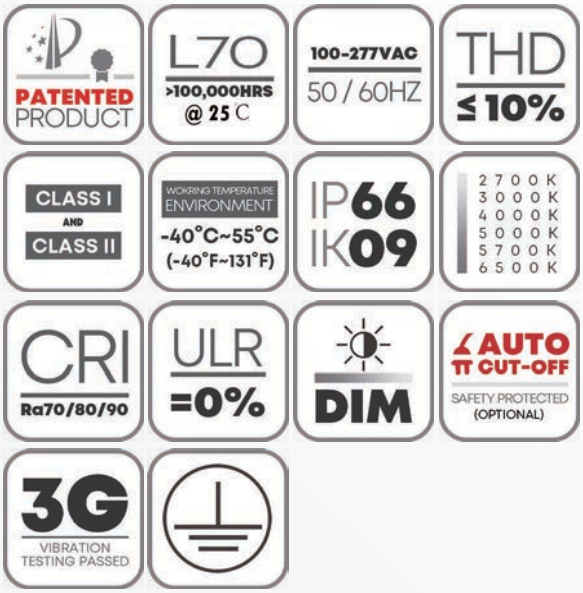

Key **Features**

- **Auto Cut-off**
- **Convenient Upgrade**
- **Professional Optic Design**
- **Exceptional Impact Resistance**
- **Tempered Glass**
- **Efficient Heat Dissipation**
- **Tool-less Entry**
- **DALI Control**
- **Casambi Supported**
- **Smart Control Ready**
- **Environmental Friendly**

Animals & Insects Friendly
2200K-2700K
CCT available

IL02 is **connected-ready** and can operate with various sensors and smart lighting control systems.

NO BLUE LIGHT
NO UV RADIATION

No photo-biological risk (no risk associated with infrared, blue light, or UV radiation), in compliance with **EN 62471:2008**.



· Dual-layer structure design, enhanced water resistance.



· High quality silicone gasket, improved sealing performance.



· High-quality terminal wiring ensures reliability and safety. (Optional)



· High-quality AC power interface, safe and reliable. (Optional)



· Adjustable bracket ±15 degrees.



· Reinforced bracket design, increased safety.



Post Top



Side Entry

Parameter Reference (IL02s 20W-70W)

Power		20W	30W	40W	50W	60W	70W
Driver		Inventronics / Sosen /Class 1 .OSRAM/Philips/MOSO Class 1/ Class 2, EU					
Control Option		DALI, 1-10V/ PWM / timer dimming, Nema, Presence detection sensor. Dim-to-Off with standby power <= 0.5W.					
Photometric Data							
Luminous flux (lm) (CRI 70Ra, 5000K) (Std Dev ±5%)	T201-(85*150°)	3000lm	4230lm	6000lm	7250lm	8460lm	9380lm
	T211-(110*155°)	3000lm	4230lm	6000lm	7250lm	8460lm	9380lm
	T221-(75*150°)	3080lm	4440lm	6160lm	7550lm	8880lm	9730lm
	T301-(100*160°)	2900lm	4080lm	5800lm	7000lm	8160lm	9380lm
	T311-(90*150°)	3000lm	4230lm	6000lm	7250lm	8460lm	9100lm
	T321-(100*145°)	3080lm	4440lm	6160lm	7550lm	8880lm	9730lm
	T411-(115*145°)	3000lm	4230lm	6000lm	7250lm	8460lm	9380lm
	T2(105*160°)/ T3(115*160°)/ T5(150*150°) @A5050	3800lm	5550lm	7600lm	9350lm	11100lm	12740lm
Beam Angle		Type-II (85*150°, 110*155°, 75*150°,105*160°) / Type III (100*160°, 90*150°, 100*145°,115*160°) / Type IV (115*145°) / Type V (150*150°)					
LED Model		Lumileds 3030, 5050 / Seoul 3030, 5050 / A5050					
Lens		Polycarbonate+tempered glass(4 mm thick)					
Mechanical Data							
SCx		Front: 0.0152 m^2; Side: 0.0272 m^2					
Mounting		Side Entry/Post Top					
Others							
Product Size		512*179*118mm / 20.2*7.0*4.6 inches					
Net Weight		2.9kg / 6.39 lbs					
Accessories(standard)		Circuit breaker, 10KV SPD, breather vent					
Accessories(optional)		Photocell (with Nema socket)					

Parameter Reference (IL02)

Power		20W	30W	40W	50W	60W	70W	80W	90W	100W	120W
Driver		Inventronics / Sosen / Philips. Class 1/ Class 2, EU									
Control Option		DALI, 1-10V/ PWM / timer dimming, Nema, Presence detection sensor. Dim-to-Off with standby power <= 0.5W.									
Photometric Data											
Luminous flux (lm) (CRI 70Ra, 5000K) (Std Dev ±5%)	T201-(85*150°)	3120lm	4650lm	6000lm	7400lm	8760lm	10080lm	11520lm	12870lm	14100lm	16440lm
	T211-(110*155°)	3100lm	4620lm	5880lm	7250lm	8580lm	9870lm	11440lm	12780lm	14000lm	16320lm
	T221-(75*150°)	3160lm	4680lm	6160lm	7600lm	9000lm	10360lm	12320lm	13680lm	15000lm	17400lm
	T301-(100*160°)	3040lm	4590lm	5800lm	7150lm	8460lm	9730lm	11280lm	12600lm	13800lm	16080lm
	T311-(90*150°)	3100lm	4620lm	5880lm	7250lm	8580lm	9870lm	11440lm	12780lm	14000lm	16320lm
	T321-(100*145°)	3160lm	4680lm	6160lm	7600lm	9000lm	10360lm	12320lm	13680lm	15000lm	17400lm
	T411-(115*145°)	3100lm	4620lm	5880lm	7250lm	8580lm	9870lm	11440lm	12780lm	14000lm	16320lm
	T2(105*160°)/ T3(115*160°)/ T5(150*150°) @A5050	3900lm	5790lm	7680lm	9550lm	11400lm	13160lm	15200lm	16920lm	18700lm	22200lm
Beam Angle		Type-II (85*150°, 110*155°, 75*150°,105*160°) / Type III (100*160°, 90*150°, 100*145°,115*160°) / Type IV (115*145°) / Type V (150*150°)									
LED Model		Lumileds 3030, 5050 / Seoul 3030, 5050 / A5050									
Lens		Polycarbonate+tempered glass(5 mm thick)						Polycarbonate+tempered glass(4 mm thick)			
Mechanical Data											
SCx		Front: 0.014 m^2; Side: 0.0214 m^2						Front: 0.0219 m^2; Side: 0.035 m^2			
Mounting		Side Entry						Side Entry/Post Top			
Others											
Product Size		470*230*79mm / 18.5*9.1*3.1 inches						25.4*9.4*5.4 inches / 646*240*137mm			
Net Weight		3.1kg / 6.83 lbs						5.4kg / 11.90 lbs			
Accessories(standard)		10KV SPD, breather vent						Lid support, circuit breaker, 10KV SPD, breather vent			
Accessories(optional)		Photocell (with Nema socket)									

Power		130W	140W	150W	160W	170W	180W	200W	220W	230W	300W
Driver		Inventronics / Sosen / Philips. Class 1/ Class 2, EU									
Control Option		DALI, 1-10V/ PWM / timer dimming, Nema, Presence detection sensor. Dim-to-Off with standby power <= 0.5W.									
Photometric Data											
Luminous flux (lm) (CRI 70Ra, 5000K) (Std Dev ±5%)	T201-(85*150°)	17550lm	18200lm	19200lm	23200lm	24310lm	25380lm	27400lm	31020lm	31970lm	39600lm
	T211-(110*155°)	17420lm	18060lm	19050lm	23040lm	24140lm	25200lm	27200lm	30800lm	31740lm	39600lm
	T221-(75*150°)	18590lm	19740lm	20850lm	24320lm	25500lm	26640lm	29000lm	32560lm	33580lm	42000lm
	T301-(100*160°)	17160lm	17780lm	18750lm	22560lm	23630lm	24660lm	26600lm	30140lm	31050lm	39000lm
	T311-(90*150°)	17420lm	18060lm	19050lm	23040lm	24140lm	25200lm	27200lm	30800lm	31740lm	39300lm
	T321-(100*145°)	18590lm	19740lm	20850lm	24320lm	25500lm	26640lm	29000lm	32560lm	33580lm	42000lm
	T411-(115*145°)	17420lm	18060lm	19050lm	23040lm	24140lm	25200lm	27200lm	30800lm	31740lm	39600lm
	T2(105*160°)/ T3(115*160°)/ T5(150*150°) @A5050	24700lm	26460lm	28200lm	29920lm	31620lm	33300lm	37400lm	40920lm	42320lm	54600lm
Beam Angle		Type-II (85*150°, 110*155°, 75*150°,105*160°) / Type III (100*160°, 90*150°, 100*145°,115*160°) / Type IV (115*145°) / Type V (150*150°)									
LED Model		Lumileds 3030, 5050 / Seoul 3030, 5050 / A5050									
Lens		Polycarbonate+tempered glass(4mm thick)									
Mechanical Data											
SCx		Front: 0.0263 m^2; Side: 0.0363 m^2						Front: 0.0285 m^2; Side: 0.0412 m^2			Front: 0.0291 m^2; Side: 0.433 m^2
Mounting		Side Entry/Post Top									
Others											
Product Size		676*290*137mm / 26.6*11.4*5.4 inches						756*308*138mm / 29.8*12.1*5.4 inches			756*308*138mm / 29.8*12.1*5.4 inches
Net Weight		6.0kg / 13.23 lbs						6.8kg / 14.99 lbs			8.2kg / 18.08 lbs
Accessories(standard)		Lid support, circuit breaker, 10KV SPD, breather vent									
Accessories(optional)		Photocell (with Nema socket)									

Ordering Information

AOK	-		-		-		-		-		-		-	
WATTS		VOLTAGE		LED CHIPS		TYPE OF SENSOR		CCT&CRI		DISTRIBUTION		HOUSING		OPTION
20WiL02(S)		NV=100-277V		L3=LUMILED 3030		00=Without Sensor		2770=2700K 70CRI		T201	(85*150°)	BK=Black		10KV SPD
30WiL02(S)				L5=LUMILED 5050		PH=Photocell		3070=3000K 70CRI		T211	(110*155°)	SL=Silver		20KV SPD
40WiL02(S)				S3=Seoul 3030		DV=Dimmable		4070=4000K 70CRI		T221	(75*150°)	GR=Gray		
50WiL02(S)				S5=Seoul 5050				5070=5000K 70CRI		T2	(105*160°)	Custom request		
60WiL02(S)				A5=A5050				5770=5700K 70CRI		T301	(100*160°)			
70WiL02(S)								6570=6500K 70CRI		T311	(90*150°)			
80WiL02								2780=2700K 80CRI		T321	(100*145°)			
90WiL02								3080=3000K 80CRI		T3	(115*160°)			
100WiL02								4080=4000K 80CRI		T411	(115*145°)			
120WiL02								5080=5000K 80CRI		T5	(150*150°)			
130WiL02								5780=5700K 80CRI						
140WiL02								6580=6500K 80CRI						
150WiL02														
160WiL02														
170WiL02														
180WiL02														
200WiL02														
220WiL02														
230WiL02														
300WiL02														

Application Reference



***Important note:** The provided parameters are for design reference; the official measurement reports holds higher & final authority.

IL03 **LED Street Light**

Power: 20W - 230W



Lumen Output

Up to **31,050** lm

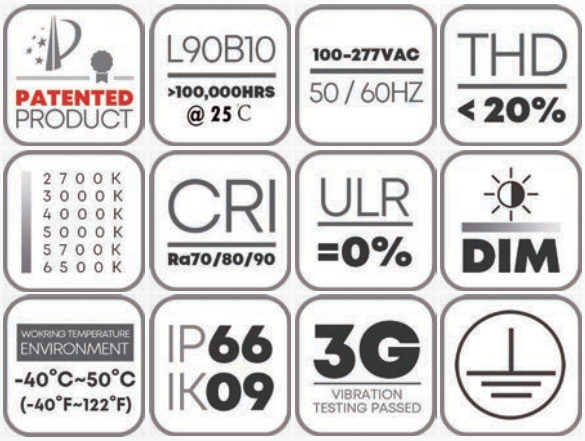

Key **Features**

Efficient Heat Dissipation

Convenient Upgrade

Professional Optic Design

Exceptional Impact Resistance

Support Solar Power Optional

Multiple Accessory & Sensor Options

NO BLUE LIGHT NO UV RADIATION

No photo-biological risk (no risk associated with infrared, blue light, or UV radiation), in compliance with **EN 62471:2008**.

Animals & Insects Friendly
2200K-2700K
CCT available



· Dual-layer structure design, enhanced water resistance.



· High quality silicone gasket, improved sealing performance.



· High-quality terminal wiring ensures reliability and safety. (Optional)



· High-quality AC power interface, safe and reliable. (Optional)



· Adjustable bracket ±12 degrees.



· Reinforced bracket design, increased safety.



Post Top



Side Entry



Support solar power optional configuration, please consult for details.

Parameter Reference

Power(W)		20 W	30 W	50 W	60 W	70 W	80 W
Driver		Meanwell / Sosen / Philips. Class 1/ Class 2, EU					
Control option		Surge Protective Device、Daylight Sensor Control、1-10V Dimming					
Photometric Data							
Luminous flux (lm) (CRI 70Ra, 5000K) (Std Dev ±5%)	T2-85*150°	2900lm	4350lm	7000lm	8100lm	9800lm	10800lm
	T3-100*160°	2900lm	4350lm	7000lm	8100lm	9800lm	10800lm
	T4-35*146°	2900lm	4350lm	7000lm	8100lm	9800lm	10800lm
Beam angle		T201(85*150°)/T301(100*160°)/T401(35*146°)					
LED model		Lumileds 3030					
Lens		Polycarbonate					
Mechanical Data							
EPA(SCx)		Front: 1.32ft² (0.122632m²); Side: 0.34ft² (0.031587m²);					
Mounting		Post top / Side entry					
Others							
Product size		551*214*136mm / 21.7*8.43*5.35 in					
Net weight		3.1kg / 6.83 lbs	3.1kg / 6.83 lbs	3.1kg / 6.83 lbs	3.1kg / 6.83 lbs	3.1kg / 6.83 lbs	3.8kg / 8.38 lbs

Power(W)		100 W	120 W	150 W	180 W	200 W	230 W
Driver		Meanwell / Sosen / Philips. Class 1/ Class 2, EU					
Control Option		Surge Protective Device、Daylight Sensor Control、1-10V Dimming					
Photometric Data							
Luminous flux (lm) (CRI 70Ra, 5000K) (Std Dev ±5%)	T2-85*150°	13500lm	16200lm	20250lm	25200lm	27000lm	31050lm
	T3-100*160°	13500lm	16200lm	20250lm	25200lm	27000lm	31050lm
	T4-35*146°	13500lm	16200lm	20250lm	25200lm	27000lm	31050lm
Beam angle		T201(85*150°)/T301(100*160°)/T401(35*146°)					
LED model		Lumileds 3030					
Lens		Polycarbonate					
Mechanical Data							
EPA(SCx)		Front: 1.32ft² (0.122632m²); Side: 0.34ft² (0.031587m²);	Front: 1.77ft² (0.164438m²); Side: 0.37ft² (0.034374m²);		Front: 2.15ft² (0.2m²); Side: 0.44ft² (0.0413m²);		
Mounting		Post top / Side entry					
Others							
Product size		551*214*136mm / 21.7*8.43*5.35 in	621*254*136mm / 24.45*10*5.35 in		756*308*138mm / 29.76*12.13*5.43 in		
Net weight		3.8kg / 8.38 lbs	4kg / 8.82 lbs	4kg / 8.82 lbs	5.6kg / 12.35 lbs	5.6kg / 12.35 lbs	5.6kg / 12.35 lbs

***Important note:** The provided parameters are for design reference; the official measurement reports holds higher & final authority.

Ordering Information

AOK	-		-		-		-		-		-		-	
WATTS		**VOLTAGE**		**LED CHIPS**		**TYPE OF SENSOR**		**CCT&CRI**		**DISTRIBUTION**		**MOUNT**		**HOUSING**		**OPTIONS**
20WiL03		NV=100-277V		L3=LUMILEDS 3030		00=Without Sensor		2770=2700K 70CRI		T201 (85*150°)		A=Side Entry		SG=Silver Gray		10KV SPD
30WiL03						PH=Photocell		3070=3000K 70CRI		T301 (100*160°)				BK=Black		20KV SPD
50WiL03						DV=Dimmable		4070=4000K 70CRI		T401 (35*146°)						
60WiL03								5070=5000K 70CRI								
70WiL03								5770=5700K 70CRI								
80WiL03								6570=6500K 70CRI								
100WiL03								2780=2700K 80CRI								
120WiL03								3080=3000K 80CRI								
150WiL03								4080=4000K 80CRI								
180WiL03								5080=5000K 80CRI								
200WiL03								5780=5700K 80CRI								
230WiL03								6580=6500K 80CRI								

Application Reference







GARDEN & PATH
Lighting Solution



IP(s) **LED Garden Light**

Power: 25W - 300W



Lumen Output

Up to **39,000** lm

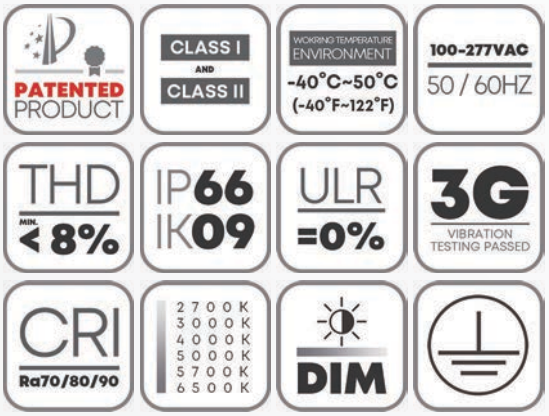

Key **Features**

Self-Clean Cover

Flexible Installation

Multiple Accessories And Options

Exceptional Impact Resistance







Animals & Insects Friendly
2200K-2700K
CCT available

Flexible Installation Options



Post Top I



Post Top II



Side Entry



Cable Suspended

Parameter Reference

Power	25W	50W	75W	120W	150W	240W	300W
Driver	Sosen / Meanwell / Inventronics / Philips. Class 1/ Class 2, EU						
Control Option	DALI, 1-10V/ PWM / timer dimming, Nema, Presence detection sensor. Dim-to-Off with standby power <= 0.5W.						
Photometric Data							
Luminous Flux (lm, Std. Dev.±5%)@CCT=4000K,CRI>70Ra	3250lm	6250lm	9000lm	13800lm	16500lm	32400lm	39000lm
Beam Angle	Type IV (83° x 142°) / Type V (143° x 146°)						
LED Model	LUMILEDS / Seoul / Others (3030)						
Lens	Polycarbonate+tempered glass(4 mm thick)						
Mechanical Data							
SCx	0.026m²					0.197m²	
IP/IK Rating	IP66 / IK09, according to standard EN 60529 and EN 62262						
Mounting	Cable suspended, Side entry, Post Top I, Post Top II						
Others							
Dimension (without bracket)	Ø 460mm*80mm / Ø18.1*3.1 inches					Ø 520*91mm / Ø20.5*3.6 inches	
Net Weight	7.2 kg /15.87 lbs	7.2 kg /15.87 lbs	7.2 kg /15.87 lbs	7.7 kg /16.98 lbs	7.7 kg / 16.98 lbs	9.5 kg / 20.94 lbs	9.5 kg / 20.94 lbs

Parameter Reference (IPs)

Power	25W	50W	60W
Driver	Sosen / Meanwell / Inventronics / Philips. Class 1/ Class 2, EU		
Control Option	DALI, 1-10V/ PWM / timer dimming, Nema, Presence detection sensor. Dim-to-Off with standby power <= 0.5W.		
Photometric Data			
Luminous Flux(lm, Std. Dev.±5%)	3300lm	6500lm	7800lm
Beam Angle	Type IV (83° x 142°) / Type V (143° x 146°)		
LED Model	LUMILEDS / Seoul / Others (3030)		
Lens	Polycarbonate+tempered glass(4 mm thick)		
Mechanical Data			
SCx	0.022m²		
IP/IK Rating	IP66 / IK08, according to standard EN 60529 and EN 62262		
Mounting	Cable suspended, Side entry, Post Top I, Post Top II		
Others			
Dimension (without bracket)	Ø410*71mm / Ø16.1*2.8 inches		
Net Weight	5.7kg / 12.57 lbs		

***Important note:** The provided parameters are for design reference; the official measurement reports holds higher & final authority.

Ordering Information

AOK	-		-		-		-		-		-		-	
WATTS		**VOLTAGE**		**LED CHIPS**		**TYPE OF SENSOR**		**CCT&CRI**		**DISTRIBUTION**		**MOUNT**		**HOUSING**
25WiP(S)		NV=100-277V		L3=LUMILEDS 3030		00=Without Sensor		2770=2700K 70CRI		T4=Type IV (83° x 142°)		A=Post Top I		SG=Silver Gray
50WiP(S)				S3=Seoul 3030		SN=Motion sensor		3070=3000K 70CRI		T5=Type V (143° x 146°)		B=Side Entry		BK=Black
60WiPS						DV=Dimmable		4070=4000K 70CRI				C=Cable Suspended		Custom on request
75WiP						PH=Photocell		5070=5000K 70CRI				D=Post Top II		
120WiP								5770=5700K 70CRI						
150WiP								2780=2700K 80CRI				**Accessories**		
240WiP								3080=3000K 80CRI				SPD 10kV, 20kV optional		
300WiP								4080=4000K 80CRI				R3=3 Pin Receptacle		
								5080=5000K 80CRI				R7=7 Pin Receptacle		
								5780=5700K 80CRI						

* IP power range: 25W-300W; IPS power range: 25W-60W

Application Reference







SOLAR POWER
Lighting Solution



SAF **All In One Solar Street Light**

Power: 30W/60W



High & Low Temperature
Solution Optional
-20°C~60°C (-4°F-140°F)

High Lumen Output

Up to **12,000** lm

Key **Features**

Monocrystalline Silicon Solar Panel

Long Lifespan Li-ion Battery & MPPT

Tool-less Maintenance

Intelligent Lighting Control

Multiple Lens Solution Options



PC+ Glass Solution

> Standard



PC Lens Solution

> Option 1



PC Lens Solution Adjustable Module
Enhanced Light Efficiency

> Option 2

Hybrid Grid Power Solution
Optional



Release the Buckle for **Tool-less Battery Maintenance**



Bird Spike Optional



Bracket Adjustable (-15°to +15°)



Bird Spike Optional



With Level Bubble



Dustproof Design



Breather Vent



Switch & Charging Port



Safety Rope

Parameter Reference

Model	AOK-30WSAF-L	AOK-30WSAF-M	AOK-30WSAF-H	AOK-60WSAF-L	AOK-60WSAF-M	AOK-60WSAF-H
Power	30W	30W	30W	60W	60W	60W
Control Option	Photocell ,Dimming,sensor, Zhaga Zigbee iot/4G iot					
Work Mode	2H-Detected 100%, None 30% ;3H-Detected 70%, None 30% ;3H-Detected 50%, None 20%; 4H-Detected 30%, None 10%					
Photometric Data						
Lens	Standard: PC+glass; Optionl: PC					
Luminous Flux(lm)	6000lm	6000lm	6000lm	12000lm	12000lm	12000lm
Beam Angle	Standard (PC+ Glass Solution): T252 (85*160°)/T312 (85*155°)/T502 (150*150°) Option 1 (PC Lens Solution): T302 (80*155°)/T402 (90*150°)/T502 (160°) Option 2 (PC Lens Solution-Adjustable Module): T203(65°*150°) / T212(75°*165°) / T304(75°*160°) / T402(80°*150°) / T502(150°*150°)					
Mechanical Data						
Housing	Die-casting aluminum ADC12					
Mounting	Post top, side entry,Suitable for lamp post diameter Ø 60mm , depth 120mm					
Configuration Data						
Solar Panel Voltage(W)	18V 45W	18V 45W	18V 45W	18V 75W	18V 75W	18V 75W
LiFePO4 Battery Capacity(WH)	192WH	384Wh	576Wh	384Wh	768Wh	960Wh
Maximum Autonomy	3-5 days	7-9 days	9-12 days	3-5 days	7-9 days	9-12 days
Others						
Product Size	748*414.9*118.7mm (29.45*16.34*4.67")			931.6*456.9*118.7mm (36.68*17.99*4.67")		
Net Weight	12.5kg	14.5kg	15.5kg	17kg	18kg	20kg
Accessories(standard)	Microwave Sensor，Level Bubble，Charging Port，Switch，Breather Vent，Safety Rope					
Accessories(optional)	PIR Sensor，Iot-4G control，Hybrid Grid Power ，Bird Spike					

Ordering Information

AOK -	-	-	-	-	-	-	-	-
MODEL	TYPE	VOLTAGE	LED CHIPS	TYPE OF SENSOR	CCT&CRI	DISTRIBUTION	MOUNT	HOUSING
30WSAF	L	DC=Solar	A5=5050	00=Without Sensor	3070=3000K 70CRI	**Standard**	A=Post Top	GR=Gray
30WSAF	M	HB=Hybrid		PIR=PIR Sensor	4070=4000K 70CRI	T252 (85*160°)	B=Side Entry	SI=Silver
30WSAF	H			MS=Microwave Sensor	5070=5000K 70CRI	T312 (85*155°)		Custom request
60WSAF	L				5770=5700K 70CRI	T502 (150*150°)		
60WSAF	M				6570=6500K 70CRI			
60WSAF	H					**Option 1**		
						T302 (80*155°)		
						T402 (90*150°)		
						T502 (160°)		
						Option 2		
						T203 (65*150°)		
						T212 (75*165°)		
						T304 (75*160°)		
						T402 (80*150°)		
						T502 (150*150°)		

***Important note:** The provided parameters are for design reference; the official measurement reports holds higher & final authority.

Application Reference







SAB **All In One Solar Street Light**

Power: 30W - 300W



High Lumen Output

Up to **60,000** lm

Key **Features**

Adjustable & Reinforced Bracket

Monocrystalline Silicon Solar Panel

Long Lifespan Li-ion Battery & MPPT

Aviation Aluminum Profile Frame

Strong Corrosion Resistance

Intelligent Lighting Control

Design Features



Easy To Maintain
Battery Box pull-out for easy maintenance and high safety



Adjustable LED Module (±45°)
Built in scale for precise adjustment



30W-120W:
Bracket is adjustable



150W-300W:
Bracket is unadjustable



Programmable Remote Control



MPPT 4G/Zigbee-IoT

Parameter Reference

Power	30W	40W	50W	60W	80W	100W	120W	150W	200W	300W
Control Option	Photocell sensor, Timing, dimming, intelligent power saving, microwave sensor or PIR sensor.									
Work Mode	4H-Detected 100%, None 30% ;3H-Detected 70%, None 30% ;3H-Detected 50%, None 20%; 4H-Detected 30%, None 10%									
Photometric Data										
Luminous flux (lm, Std. Dev. ±5%)@CCT=5700K, CRI>70Ra	6000lm	8000lm	10000lm	12000lm	16000lm	20000lm	24000lm	30000lm	40000lm	60000lm
Beam Angle	T203(65°*150°) / T212(75°*165°) / T304(75°*160°) / T402(80°*150°) / T502(150°*150°)									
Mechanical Data										
Housing	Alluminum+SPCC									
Mounting	Post Top									
Configuration Data										
Solar Panel Voltage(W)	18V 40W	18V 60W	18V 70W	18V 80W	18V 100W	36V 120W	36V 150W	36V 200W	36V 240W	36V 360W
Li-ion Battery(WH)	192WH	384WH	384WH	576WH	576WH	768WH	1152WH	1152WH	1536WH	2304WH
Maximum Autonomy	Operate 2~3 rainy days under intelligent model.									
Others										
Product Size	625*378*62 mm	885*378*62 mm	1055*378*62 mm	1170*378*62 mm	1061*543*62 mm	1146*543*62 mm	1392*543*62 mm	1456*778*62 mm	1616*778*62 mm	1846*968*62 mm
Net Weight	12 kg / 26.5 lbs	15.7 kg / 34.6 lbs	17.2 kg / 37.9 lbs	18.9 kg / 41.7 lbs	22.8 kg / 50.3 lbs	26.4 kg / 58.2 lbs	31.5 kg / 69.4 lbs	44.3 kg / 97.7 lbs	49.7 kg / 109.6 lbs	65.1 kg / 143.5 lbs
SCx (EPA)	to be updated									

Ordering Information

AOK - [ ] - [ ] - [ ] - [ ] - [ ] - [ ] - [ ]

MODEL	LED CHIPS	TYPE OF SENSOR	CCT&CRI	DISTRIBUTION	MOUNT	HOUSING
30WSAB	A5=5050	00=Without Sensor	3070=3000K 70CRI	T203 (65*150°)	A=Post Top	GY=Gray
40WSAB		PIR=PIR Sensor	4070=4000K 70CRI	T212 (75*165°)		BK=Black
50WSAB		MS=Microwave Sensor	5070=5000K 70CRI	T304 (75*160°)		SI=Silver
60WSAB			5770=5700K 70CRI	T402 (80*150°)		Custom request
80WSAB			6570=6500K 70CRI	T502 (150*150°)		
100WSAB			3080=3000K 80CRI			
120WSAB			4080=4000K 80CRI			
150WSAB			5080=5000K 80CRI			
200WSAB			5780=5700K 80CRI			
300WSAB						

***Important note:** The provided parameters are for design reference; the official measurement reports holds higher & final authority.

Application Reference







SAA **All In One Solar Street Light**

Power: 30W - 300W



High Lumen Output

Up to **66,000** lm

Key **Features**

Mega Battery

Max. Capacity >3000Wh

Adjustable & Reinforced Bracket

Monocrystalline Silicon Solar Panel

Long Lifespan Li-ion Battery & MPPT

Aviation Aluminum Profile Frame

Strong Corrosion Resistance

Intelligent Lighting Control

Design Features



Fixed Bracket



Universal Bracket



Programmable Remote Control



MPPT 4G/Zigbee-IoT

Parameter Reference

Power	30W	40W	50W	60W	80W	100W	120W	150W	180W	200W	240W	300W
Control Option	Photocell sensor, Timing, dimming, intelligent power saving, microwave sensor or PIR sensor.											
Work Mode	4H-Detected 100%, None 30% ;3H-Detected 70%, None 30% ;3H-Detected 50%, None 20%; 4H-Detected 30%, None 10%											
Photometric Data												
Luminous flux (lm, Std. Dev. ±5%)@CCT=5700K, CRI>70Ra	6600lm	8800lm	11000lm	13200lm	17600lm	22000lm	26400lm	33000lm	39600lm	44000lm	52800lm	66000lm
Beam Angle	T203(65°*150°) / T212(75°*165°) / T304(75°*160°) / T402(80°*150°) / T502(150°*150°)											
Mechanical Data												
Housing	Alluminum+SPCC											
Mounting	Post Top											
Configuration Data												
Solar Panel Voltage(W)	18V 40W	18V 60W	18V 70W	18V 80W	18V 100W	36V 120W	36V 150W	36V 180W	36V 200W	36V 240W	36V 300W	36V 360W
Li-ion Battery(WH)	192WH	384WH	384WH	576WH	576WH	768WH	1152WH	1152WH	1536WH	1536WH	1920WH	2304WH
Maximum Autonomy	Operate 2~3 rainy days under intelligent model.											
Others												
Product Size	625*365*55 mm	885*365*55 mm	1055*365*55 mm	1170*365*55 mm	1060*525*55 mm	1145*525*55 mm	1391*525*55 mm	1385*705*55 mm	1472*705*55 mm	1617*765*55 mm	1647*955*55 mm	1847*955*55 mm
Net Weight	8.6 kg	10.5 kg	12.8 kg	13.5 kg	18.8 kg	19.9 kg	24.6 kg	30.5 kg	36.2 kg	37.6kg	43.5 kg	49.6 kg
SCx (EPA)	to be updated											

Ordering Information

AOK	-		-		-		-		-		-	
MODEL		LED CHIPS		TYPE OF SENSOR		CCT&CRI		DISTRIBUTION		MOUNT		HOUSING
30WSAA		A5=5050		00=Without Sensor		3070=3000K 70CRI		T203	(65*150°)	A=Post Top		BK=Black
40WSAA				PIR=PIR Sensor		4070=4000K 70CRI		T212	(75*165°)			SI=Silver
50WSAA				MS=Microwave Sensor		5070=5000K 70CRI		T304	(75*160°)			Custom request
60WSAA						5770=5700K 70CRI		T402	(80*150°)			
80WSAA						6570=6500K 70CRI		T502	(150*150°)			
100WSAA						3080=3000K 80CRI						
120WSAA						4080=4000K 80CRI						
150WSAA						5080=5000K 80CRI						
180WSAA						5780=5700K 80CRI						
200WSAA												
240WSAA												
300WSAA												

***Important note:** The provided parameters are for design reference; the official measurement reports holds higher & final authority.

Application Reference







SLB **All In One Solar Street Light**

Power: 40W - 100W



High Lumen Output

Up to **22,000** lm

Key **Features**

All In One Design
Enhanced Structure

Adjustable &
Reinforced Bracket

Monocrystalline
Silicon Solar Panel

Bificial Solar Panel
Optional

Dual Battery
Protection
Supports 0V Charging

Long Lifespan
Li-ion Battery & MPPT

Tool-less
Maintenance

Design Features









Parameter Reference

Power	40W	50W	60W	80W	100W
Module	1	2	2	2	3
Control Option	Photocell sensor, timing, dimming, intelligent power saving; Microwave sensor or Infrared sensor(alternative).				
Standard working mode	4H-Detected 100%, None 30%；3H-Detected 70%, None 30%；3H-Detected 50%, None 20%； 4H-Detected 30%, None 10%				
Photometric Data					
Luminous flux (lm, Std. Dev. ±5%)	8800lm	11000lm	13200lm	17600lm	22000lm
Beam angle	T203(65°*150°) / T212(75°*165°) / T304(75°*160°) / T402(80°*150°) / T502(150°*150°)				
Mechanical Data					
Housing	Aluminum				
Mounting	Post Top				
Configuration Data					
Solar Panel	60W	70W	80W	100W	120W
Li-ion Battery	307.2WH	384WH	460.8WH	614.4WH	768WH
Maximum Autonomy	Operate 2~3 rainy days under intelligent model.				
Others					
Product Size	1045*370*64mm / 42.14*14.57*2.52inch	1175*370*64mm / 46.26*14.57*2.52inch	1310*370*64mm / 51.57*14.57*2.52inch	1135*530*64mm / 44.69*20.87*2.52inch	1340*530*64mm / 52.76*20.87*2.52inch
Net Weight	14.7kg / 32.41lbs	16.3kg / 35.94lbs	19kg / 41.89lbs	23.6kg / 52.03lbs	27kg / 59.52lbs
SCx (EPA)	Top View: 0.394m Side View: 0.072m Front View: 0.040m	Top View: 0.442m Side View: 0.081m Front View: 0.040m	Top View: 0.492m Side View: 0.087m Front View: 0.040m	Top View: 0.621m Side View: 0.082m Front View: 0.048m	Top View: 0.706m Side View: 0.082m Front View: 0.048m

Ordering Information

AOK	-		-		-		-		-	
MODEL		LED CHIPS		TYPE OF SENSOR		CCT&CRI		DISTRIBUTION	MOUNT	HOUSING
40WsLB		A5=5050		00=Without Sensor		3070=3000K 70CRI		T203 (65*150°)	A=Post Top	GR=Gray
50WsLB				IR=Infrared		4070=4000K 70CRI		T212 (75*165°)		Custom request
60WsLB				WB=Microwave		5070=5000K 70CRI		T304 (75*160°)		
80WsLB						5770=5700K 70CRI		T402 (80*150°)		
100WsLB						6570=6500K 70CRI		T502 (150*150°)		

***Important note:** The provided parameters are for design reference; the official measurement reports holds higher & final authority.

Application Reference







SD **All In One Solar Street Light**

Power: 20W - 120W

Bificial Solar Panel Optional
Charging efficiency
increased by more than **20%**



High Lumen Output

Up to **24,000** lm

Key **Features**

- **Streamlined Design & Wind Resistance**
- **Adjustable & Reinforced Bracket**
- **Monocrystalline Silicon Solar Panel**
- **Bificial Solar Panel Optional**
- **Customizable Battery Box**
- **Long Lifespan Li-ion Battery & MPPT**
- **Intelligent Lighting Control**

Design Features

Hybrid Grid Power Solution Optional

For Standard Configuration Version Diagram





External Power Supply

The Standard configuration for 20W to 80W, with the driver inside the battery box.
The Standard configuration for 100W to 120W, with the driver placed outside the battery box.



3G VIBRATION TESTING PASSED

Adjustable
reinforced bracket
3G vibration test passed



Rotatable
module (±45°)

Parameter Reference

Power		20W	30W	40W	50W	60W	80W	100W	120W
Control Option		Photocell sensor, Timing, dimming, intelligent power saving, microwave sensor or PIR sensor.							
Standard working mode		2H-100%; 4H-Detected: 60%, None: 20%; 6H-Detected: 40%, None: 10%							
Photometric Data									
Luminous flux (lm, Std. Dev. ±5%)@CCT=5700K, CRI>70Ra	5050	4200lm	6300lm	8000lm	10500lm	12600lm	16000lm	21000lm	24000lm
Beam angle		T203(65°*150°) / T212(75°*165°) / T304(75°*160°) / T402(80°*150°) / T502(150°*150°)							
Mechanical Data									
Housing		Heavy-duty die-cast aluminum+PA66							
Mounting		Post Top							
Configuration Data									
Solar panel voltage(W)		19V 45W	19V 55W	19V 70W	17V 80W	19V 90W	18V 100W	36V 120W	36V 150W
Li-ion Battery(WH)		153.6WH	230.4WH	307.2WH	384WH	460.8WH	614.4WH	768WH	921.6WH
Maximum Autonomy		Operate 2~3 rainy days under intelligent model.							
Others									
Product Size		750*366*106 mm / 29.5*14.4*4.2 in	910*366*106 mm / 35.8*14.4*4.2 in	1080*366*106 mm / 42.5*14.4*4.2 in	1210*366*106 mm / 47.6*14.4*4.2 in	1345*366*106 mm / 53.0*14.4*4.2 in	1060*550*110 mm / 41.7*21.7*4.3 in	1145*550*110 mm / 45.1*21.7*4.3 in	1390*550*110 mm / 54.7*21.7*4.3 in
Net Weight		10kg / 22.0 lbs	12kg / 26.5 lbs	14kg / 30.9 lbs	16kg / 35.3 lbs	18kg / 39.7 lbs	20kg / 44.1 lbs	22kg / 48.5 lbs	24kg / 52.9 lbs
SCx (EPA)		Top View: 0.340m²(3.65ft²) Side View: 0.067m² (0.72ft²) Front View: 0.052m² (0.56ft²)	Top View: 0.400m²(4.31ft²) Side View: 0.072m² (0.78ft²) Front View: 0.052m² (0.56ft²)	Top View: 0.470m²(5.06ft²) Side View: 0.077m² (0.83ft²) Front View: 0.052m² (0.56ft²)	Top View: 0.530m²(5.70ft²) Side View: 0.082m² (0.88ft²) Front View: 0.052m² (0.56ft²)	Top View: 0.590m²(6.35ft²) Side View: 0.085m² (0.91ft²) Front View: 0.052m² (0.56ft²)	Top View: 0.690m²(7.43ft²) Side View: 0.082m²(0.88ft²) Front View: 0.062m²(0.67ft²)	Top View: 0.750m²(8.07ft²) Side View: 0.084m²(0.90ft²) Front View: 0.062m²(0.67ft²)	Top View: 0.910m²(9.80ft²) Side View: 0.091m²(0.98ft²) Front View: 0.062m²(0.67ft²)

Ordering Information

AOK - [ ] - [ ] - [ ] - [ ] - [ ] - [ ] - [ ] - [ ] - [ ]

MODEL	VOLTAGE	LED CHIPS	TYPE OF SENSOR	CCT&CRI	DISTRIBUTION	MOUNT	HOUSING	MODULE
20WSD	DC=Solar	A5=5050	00=Without Sensor	3070=3000K 70CRI	T203 (65*150°)	A=Post Top	BK=Black	Adjustable
30WSD	HB=Hybrid		PIR=PIR Sensor	4070=4000K 70CRI	T212 (75*165°)		Custom request	
40WSD	NV=Grid		MS=Microwave Sensor	5070=5000K 70CRI	T304 (75*160°)			
50WSD				5770=5700K 70CRI	T402 (80*150°)			
60WSD				6570=6500K 70CRI	T502 (150*150°)			
80WSD				3080=3000K 80CRI				
100WSD				4080=4000K 80CRI				
120WSD				5080=5000K 80CRI				
				5780=5700K 80CRI				
				6580=6500K 80CRI				

***Important note:** The provided parameters are for design reference; the official measurement reports holds higher & final authority.

Application Reference







SE **All In One Solar Street Light**

Power: 10W - 60W



High Lumen Output

Up to **12,000** lm

Safety rope
as standard

Key **Features**

- Ultra-high light efficiency. 10 watts equivalent to at least 20 watts of others.
- Bifacial solar panels with an increased overall conversion efficiency of 30%.
- Equipped with unique anti-theft technology on the battery door for added security.Designed for easy battery replacement.
- Rotatable LED module for ease of installation and optimal solar panel angle adjustment to follow the sun's path.
- Multiple installation methods available to suit various applications, such as light poles, wall surfaces, and more.
- Designed to replace traditional 35-400 watt lighting systems.With options from 10W to 60W, it can meet all road lighting requirements.
- 30+ Over 30 different road optical designs available to accommodate various road conditions while ensuring efficient use of light.
- Featuring a built-in PIR/microwave motion sensor and smart controller, as well as complementary AC and DC capabilities (Optional).

Design Features



Grid Hybrid Power Solution Optional

Standard Configuration Version



Grid Hybrid Power Solution, the power supply is placed internal, and it is easy to replace.

When the battery voltage is lower than the set value, the power supply will switch to mains power, and when the voltage is higher than the set value, it will switch to battery power. The standard configuration does not include hybrid mains power function.

Mounting and Control Options



Type A
Universal Bracket



Type B
Wall Mount



Type C
Round Pole



Type D
Square Pole



Programmable
Remote Control



MPPT
4G/Zigbee-IoT

Parameter Reference

Power(W)	10W	20W	30W	40W	50W	60W
Control Option	Photocell sensor, timing, dimming, intelligent power saving, microwave sensor. 4G, Zigbee, Smart Lighting Control optional.					
Control System	PWM / MPPT / complementary solution, custom IOT and remote control on request					
Photometric Data						
Luminous flux (lm, Std. Dev. ±5%)@CCT=5700K, CRI>70Ra	2100lm	4200lm	6150lm	8000lm	10250lm	12000lm
Beam angle	T203(65°*150°) / T212(75°*165°) / T304(75°*160°) / T402(80°*150°) / T502(150°*150°)					
Mechanical Data						
Housing	Heavy-duty die-cast aluminum					
Mounting	Universal/Wall mount/Round pole/Square pole					
Configuration Data						
Solar Panel (±5%)	17V/35W	19V/45W	19V/55W	19V/65W	17V/80W	19V/90W
Li-ion Battery (±5%)	153.6WH	192WH	307.2WH	384.0WH	576WH	576WH
Maximum Autonomy	Operate 5~7 rainy days under intelligent mode					
Others						
Product Size	594*365*248mm / 23.38*14.37*9.76 inches	754*365*248mm / 29.68*14.37*9.76 inches	910*365*248mm / 35.82*14.37*9.76 inches	1103*365*248mm / 43.42*14.37*9.76 inches	1263*365*248mm / 49.72*14.37*9.76 inches	1418*365*248mm / 55.82*14.37*9.76 inches
Net Weight	11.49kg / 25.33lbs	12.86kg / 28.35lbs	14.89kg / 32.83lbs	16.5kg / 36.38lbs	17.61kg / 38.82lbs	19.66kg / 43.34lbs
SCx (EPA)	Front: 0.3465 m^2; Front-side: 0.0535 m^2; Side: 0.0622 m^2;	Front: 0.3465 m^2; Front-side: 0.0535 m^2; Side: 0.0622 m^2;	Front: 0.4143 m^2; Front-side: 0.0535 m^2; Side: 0.0669 m^2;	Front: 0.4831 m^2; Front-side: 0.0535 m^2; Side: 0.0706 m^2;	Front: 0.5537 m^2; Front-side: 0.0535 m^2; Side: 0.0743 m^2;	Front: 0.6215 m^2; Front-side: 0.0535 m^2; Side: 0.0790 m^2;

Ordering Information

AOK - [ ] - [ ] - [ ] - [ ] - [ ] - [ ] - [ ] - [ ]

WATTS	VOLTAGE	LED CHIPS	TYPE OF SENSOR	CCT&CRI	DISTRIBUTION	MOUNT	COLOR
10WSE	DC=Solar	A5=AOK 5050	00=Without Sensor	3070=3000K 70CRI	T203 (65*150°)	Type A	BK=Black
20WSE	NV=Grid		SN=Motion Sensor (up to 9M)	4070=4000K 70CRI	T212 (75*165°)	Type B	
30WSE			PIR=PIR Sensor (up to 7M)	5070=5000K 70CRI	T304 (75*160°)	Type C	
40WSE			DV=Dimmable	5770=5700K 70CRI	T402 (80*150°)	Type D	
50WSE				6570=6500K 70CRI	T502 (150*150°)		
60WSE				3080=3000K 80CRI		**Accessories (Order separately)**	
				4080=4000K 80CRI		Intelligent APP control	
				5080=5000K 80CRI		IOT Management	
				5780=5700K 80CRI		AC & DC complementary	
				6580=6500K 80CRI			

***Important note:** The provided parameters are for design reference; the official measurement reports holds higher & final authority.

Application Reference







SC **LED Solar Garden Light**

Power: 10W-30W



High Lumen Output

Up to **5,700** lm

PATENTED PRODUCT

L90B10 >100,000HRS @ 25°C

CRI > Ra70

3000K 4000K 5000K 5700K 6500K

WORKING TEMPERATURE ENVIRONMENT -10°C~50°C (14°F~122°F)

IP65

ULR =0%

DIM

Optional REMOTE CONTROL

HYBRID GRID POWER OPTIONAL

Key **Features**

Streamlined Design & Wind Resistance

Long Lifespan Li-ion Battery & MPPT

Customizable Battery Box

Monocrystalline Silicon Solar Panel

Intelligent Lighting Control



Charging Port

Enable AC charging for added convenience and safeguard the battery during storage to prevent any damage.



Standard Configuration Version (Solar Powered)



Grid Powered/Hybrid Grid Powered Solutions Optional

Housing Color



Black



Silver

Parameter Reference

Power	10W	20W	30W
Control function	MPPT intelligent controller		
Standard working mode	2H-Detected-100%, None-30%; 3H-Detected-70%, None-10%; 7H-Detected-40%, None-10%		
Photometric Data			
Lens	Polycarbonate		
Luminous flux (lm, Std Dev ±5%) (CRI 70Ra, 4000K)	1900lm	3800lm	5700lm
Mechanical Data			
Housing	Aluminum		
Mounting	Round pole (Ø60mm)		
Configuration Data			
Solar Panel	18V, 35W	18V, 35W	18V, 35W
Li-ion Battery(WH)	76.8WH	153.6WH	230.4WH
Maximum Autonomy	Operate 2~3 rainy days under intelligent model.		
Others			
SCx(EPA)	Top View - 0.249m² (2.68ft²); Front View - 0.045m² (0.48ft²); Side View - 0.042m² (0.45ft²)		
Product Size	570*370*180 mm / 22.5*14.6*7.1 inches		
Net Weight	6.2kg / 13.7 lbs	6.9kg / 15.2 lbs	7.5kg / 16.5 lbs

Ordering Information

AOK -		-		-		-		-	
MODEL	VOLTAGE	LED CHIPS	TYPE OF SENSOR	CCT&CRI	DISTRIBUTION	MOUNT	HOUSING
10WSC	DC=Solar	A5=5050	00=Without Sensor	3070=3000K 70CRI	T502 (170*165°)	A=Post Top	SI=Silver
20WSC	HB=Hybrid		PIR=PIR Sensor	4070=4000K 70CRI			BK=Black
30WSC	NV=Grid		MS=Microwave Sensor	5070=5000K 70CRI			
				5770=5700K 70CRI			
				6570=6500K 70CRI			

***Important note:** The provided parameters are for design reference; the official measurement reports holds higher & final authority.

Application Reference







HIGH LUMEN OUTPUT UP TO **220** lm/W

Flexible Battery & Solar Panel Installation Options



Battery Solution A:
Battery Integrated with Solar Panel System



Battery Solution B:
Battery Installed on the Lamp Poles



Battery Solution C:
Battery Buried Underground



Flexible Lighting Fixture Options

Type: IL02 series



Type: IL03 series



Type: ILA series



Type: ILF series



Custom lighting fixtures can be matched

Key **Features**

- **Compatible with A Variety of Lighting Fixtures**
- **Separable System Configurations**
- **Monocrystalline Silicon Solar Panel**
- **Solar Panel Integrated with Battery Box Optional**
- **3 Battery Installation Options Are Available**
- **Long Lifespan Li-ion Battery & MPPT**
- **Intelligent Lighting Control**



600W
Maximum Output Power

22.2%
Maximum Efficiency



Guaranteed Power for **Monocrystalline Modules**

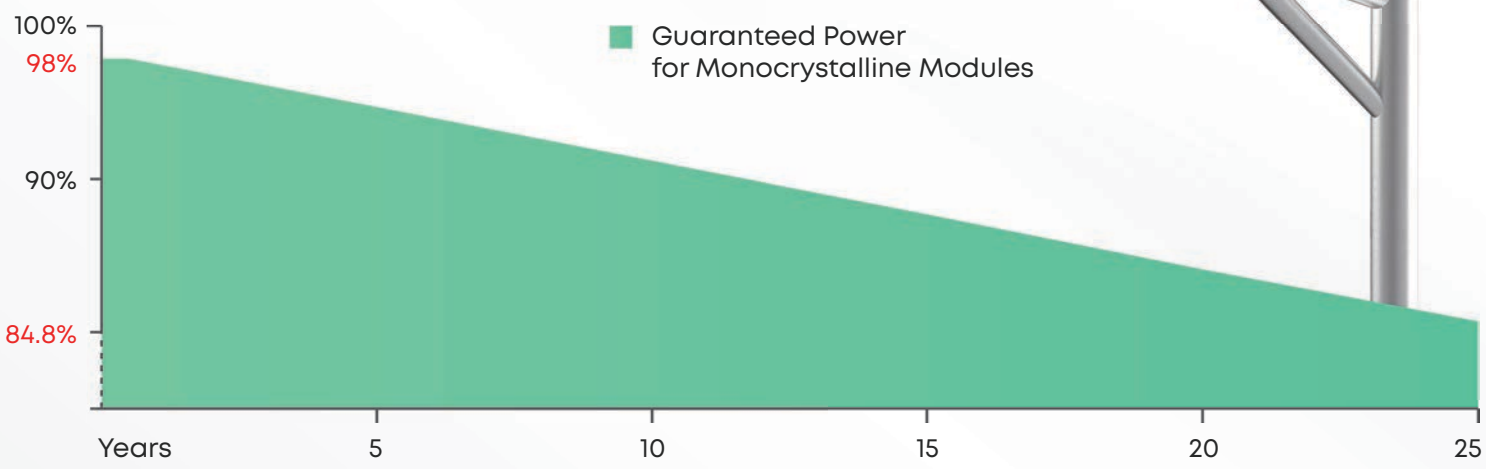

3 Types of **Battery Installation Structures**

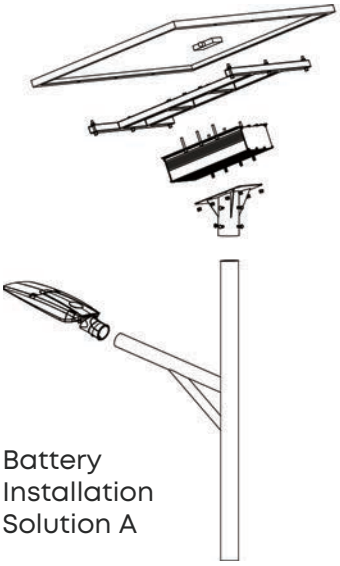

Battery Installation Solution A

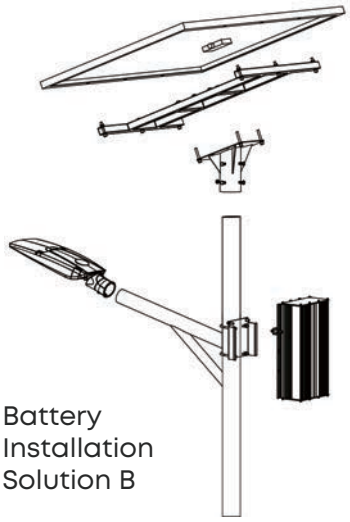

Battery Installation Solution B

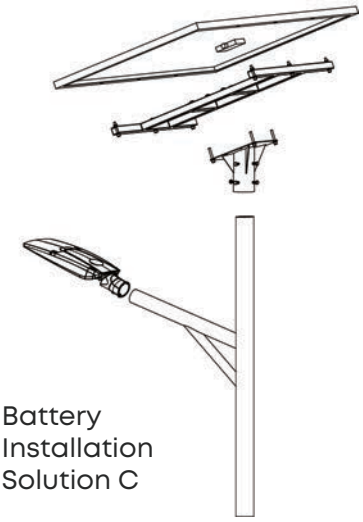

Battery Installation Solution C

Information of **Battery**

Battery Installation Solution A&B

Type	Nominal Capacity (0.2C,ta25°C)	Nominal Voltage	Max Charge Current	Max Discharge Current	Max Charge Voltage	Discharge Cut-off Voltage	Dimensions	Operating Temperature -Charge	Operating Temperature-Discharge	IP Grade	Material
LFP 12.8V30Ah	30Ah	12.8V	15A	15A	14.6V	10V	155*155*72mm	0-55°C	-10~60°C	IP66	Pull-up aluminum
LFP 12.8V45Ah	45Ah	12.8V	15A	15A	14.6V	10V	210*150*72mm	0-55°C	-10~60°C	IP66	Pull-up aluminum
LFP 12.8V60Ah	60Ah	12.8V	15A	15A	14.6V	10V	295*150*72mm	0-55°C	-10~60°C	IP66	Pull-up aluminum
LFP 25.6V30Ah	30Ah	25.6V	15A	15A	29.2V	20V	295*150*72mm	0-55°C	-10~60°C	IP66	Pull-up aluminum
LFP 25.6V45Ah	45Ah	25.6V	30A	30A	29.2V	20V	290*210*72mm	0-55°C	-10~60°C	IP66	Pull-up aluminum
LFP 25.6V60Ah	60Ah	25.6V	30A	30A	29.2V	20V	290*285*72mm	0-55°C	-10~60°C	IP66	Pull-up aluminum
LFP 25.6V75Ah	75Ah	25.6V	30A	30A	29.2V	20V	345*300*72mm	0-55°C	-10~60°C	IP66	Pull-up aluminum
LFP 25.6V90Ah	90Ah	25.6V	30A	30A	29.2V	20V	415*300*72mm	0-55°C	-10~60°C	IP66	Pull-up aluminum
LFP 25.6V105Ah	105Ah	25.6V	45A	45A	29.2V	20V	485*300*72mm	0-55°C	-10~60°C	IP66	Pull-up aluminum
LFP 25.6V120Ah	120Ah	25.6V	45A	45A	29.2V	20V	550*300*72mm	0-55°C	-10~60°C	IP66	Pull-up aluminum

Battery Installation Solution C

Type	Nominal Capacity (0.2C,ta25°C)	Nominal Voltage	Max Charge Current	Max Discharge Current	Max Charge Voltage	Discharge Cut-off Voltage	Dimensions	Operating Temperature -Charge	Operating Temperature-Discharge	IP Grade	Material
LFP 12.8V30Ah	30Ah	12.8V	15A	15A	14.6V	10V	195*166*170mm	0-55°C	-10~60°C	IP68	ABS
LFP 12.8V45Ah	45Ah	12.8V	15A	15A	14.6V	10V	195*166*170mm	0-55°C	-10~60°C	IP68	ABS
LFP 12.8V60Ah	60Ah	12.8V	15A	15A	14.6V	10V	195*166*170mm	0-55°C	-10~60°C	IP68	ABS
LFP 25.6V30Ah	30Ah	25.6V	15A	15A	29.2V	20V	195*166*170mm	0-55°C	-10~60°C	IP68	ABS
LFP 25.6V45Ah	45Ah	25.6V	15A	15A	29.2V	20V	349*169*179mm	0-55°C	-10~60°C	IP68	ABS
LFP 25.6V60Ah	60Ah	25.6V	30A	30A	29.2V	20V	349*169*179mm	0-55°C	-10~60°C	IP68	ABS
LFP 25.6V75Ah	75Ah	25.6V	30A	30A	29.2V	20V	307*169*208mm	0-55°C	-10~60°C	IP68	ABS
LFP 25.6V90Ah	90Ah	25.6V	30A	30A	29.2V	20V	345*190*245mm	0-55°C	-10~60°C	IP68	ABS
LFP 25.6V105Ah	105Ah	25.6V	30A	30A	29.2V	20V	522*240*218mm	0-55°C	-10~60°C	IP68	ABS
LFP 25.6V120Ah	120Ah	25.6V	45A	45A	29.2V	20V	522*240*218mm	0-55°C	-10~60°C	IP68	ABS
LFP 25.6V150Ah	150Ah	25.6V	45A	45A	29.2V	20V	522*240*218mm	0-55°C	-10~60°C	IP68	ABS
LFP 25.6V180Ah	180Ah	25.6V	45A	45A	29.2V	20V	522*240*218mm	0-55°C	-10~60°C	IP68	ABS
LFP 25.6V200Ah	200Ah	25.6V	45A	45A	29.2V	20V	522*240*218mm	0-55°C	-10~60°C	IP68	ABS

Buried Box

Type	Outer Dimensions	Inside Dimensions	Material	IP Grade
12V38Ah	270*240*190mm	210*180*180mm	PP	IP67
12V80Ah	410*250*270mm	355*185*250mm	PP	IP67
12V200Ah	580*315*255mm	525*250*255mm	PP	IP67

Battery A&B



Battery C



***Important note:** The provided parameters are for design reference; the official measurement reports holds higher & final authority.

Information of **Lighting Fixture**

Model	Power	Rate Input Voltage	Efficiency lm/W @5770(Std Dev ±5%)	Efficiency lm/W @3070(Std Dev ±5%)	Carton Size
AOK-20WiL02S-A5/A3	20W	27.5	210	200	570*230*170mm (22.4*9.1*6.7")
AOK-40WiL02S-A5/A3	40W	27.5	200	190	
AOK-60WiL02S-A5/A3	60W	27.5	195	185	
AOK-80WiL02-A5/A3	80W	55	210	200	715*290*200mm (28.1*11.4*7.9")
AOK-90WiL02-A5/A3	90W	55	200	190	
AOK-100WiL02-A5/A3	100W	55	200	190	
AOK-120WiL02-A5/A3	120W	55	195	185	
AOK-150WiL02-A5/A3	150W	55	200	190	745*340*200mm (29.3*13.4*7.9")
AOK-180WiL02-A5/A3	180W	55	195	185	
AOK-200WiL02-A5/A3	200W	55	200	190	825*360*200mm (32.5*14.2*7.9")
AOK-230WiL02-A5/A3	230W	55	195	185	

Model	Power	Rate Input Voltage	Efficiency lm/W @5770(Std Dev ±5%)	Efficiency lm/W @3070(Std Dev ±5%)	Carton Size
AOK-20WiL03-A5/A3	20W	27.5	195	185	615*265*210mm (24.21*10.43*8.27")
AOK-40WiL03-A5/A3	40W	27.5	190	190	
AOK-60WiL03-A5/A3	60W	27.5	185	175	
AOK-80WiL03-A5/A3	80W	55	180	170	
AOK-90WiL03-A5/A3	90W	55	180	170	
AOK-100WiL03-A5/A3	100W	55	175	165	
AOK-120WiL03-A5/A3	120W	55	180	170	685*305*210mm (26.97*12*8.27")
AOK-150WiL03-A5/A3	150W	55	175	165	
AOK-180WiL03-A5/A3	180W	55	180	170	825*360*205mm (32.48*14.17*8.07")
AOK-200WiL03-A5/A3	200W	55	175	165	
AOK-230WiL03-A5/A3	230W	55	170	170	

Model	Power	Rate Input Voltage	Efficiency lm/W @5770(Std Dev ±5%)	Efficiency lm/W @3070(Std Dev ±5%)	Carton Size
AOK-20WiLA-A5/A3	20W	27.5	210	200	590*255*145mm (23.23*10.04*5.71")
AOK-40WiLA-A5/A3	40W	27.5	200	190	
AOK-60WiLA-A5/A3	60W	27.5	195	185	
AOK-80WiLA-A5/A3	80W	55	200	190	620*265*145mm (24.41*10.43*5.71")
AOK-90WiLA-A5/A3	90W	55	200	190	
AOK-100WiLA-A5/A3	100W	55	195	185	
AOK-120WiLA-A5/A3	120W	55	200	190	695*310*150mm (27.36*12.2*5.91")
AOK-150WiLA-A5/A3	150W	55	195	185	
AOK-180WiLA-A5/A3	180W	55	190	180	
AOK-200WiLA-A5/A3	200W	55	185	175	

Model	Power	Rate Input Voltage	Efficiency lm/W @5770(Std Dev ±5%)	Efficiency lm/W @3070(Std Dev ±5%)	Carton Size
20W-60W ILF	20W	27.5	220	210	450*160*110mm (17.72*6.3*4.33")
	40W	27.5	210	200	
	60W	27.5	200	190	
80W-100W ILF	80W	55	205	195	500*200*110mm (19.69*7.87*4.33")
	90W	55	205	195	
	100W	55	200	190	
120W-150W ILF	120W	55	205	195	610*290*125mm (24.02*11.42*4.92")
	150W	55	200	190	
180W-230W ILF	180W	55	210	200	665*330*130mm (26.18*12.99*5.13")
	200W	55	205	195	
	230W	55	200	190	

CRI Ra70 ≤7 SDCM

LED Type: TYF 5050 30V (II02) / XY 3030 6V (IL03) / TYF 5050 30V (ILA) / TYF 5050 30V (ILF)
Lens: Polycarbonate+tempered glass (IL02 and ILA) / Polycarbonate (IL03 and ILF)
Beam Angle (The following light distribution is for reference, please consult for details):
Type-II (85*150°, 110*155°, 75*150°) / Type III (100*160°, 90*150°, 100*145°) / Type IV (115*145°)



AREA & PARKING
Lighting Solution



OT02 **LED Area Light / Parking Lot Light**

Power: 80W - 300W



<200W-300W>

<80W-140W>

CCT
adjustable
optional

Power
adjustable
optional

High Lumen Output

Up to **52,000**lm

PATENTED PRODUCT
3000K 4000K 5000K 5700K 6500K
CRI >Ra80
L70 >100,000HRS OR L90 >36,000HRS @ 25 C
WORKING TEMPERATURE ENVIRONMENT -40°C~50°C (-40°F~122°F)
100-277VAC OR 277-480VAC 50 / 60HZ
ULR =0%
DIM
IP65 IK09
Zhaga Receptacle Optional
DALI Control Supported

User-friendly Lens Replacement
Lower Maintenance Costs

A design for lens replacement that is user-friendly, facilitating easy maintenance and recycling of components.



- Press "①" buckle to easily open the cover for lens replacement.

Change at the Flip of a Switch

• REDUCE SKUS • INCREASE TURNS • DRIVE PROFITABILITY



- The inner design is straightforward and modular.
- Allowing for convenient wiring, as well as swift maintenance and replacement when needed.

BHD:
DIP switch for adjusting power and CCT

A	CW	48(W)
B	NW	65(W)
C	WW	80(W)

48W(A) - 65W(B) - 80W(C)
CW: White light NW: Neutral white
WW: Warm white

Key **Features**



Exclusive Lens
Replace Design



High Quality
Light Source



Professional
Distribution Solutions



Exceptional
Impact Resistance



Reserved Sensor
Installation Positions



7 Types of Bracket
Optional

Animals & Insects Friendly
2200K-2700K
CCT available

Parameter Reference

Model	AOK-OT02-80W	AOK-OT02-140W	AOK-OT02-200W	AOK-OT02-300W
Watt Selectable	48-65-80W	100-140W	165-200W	240-300W
Control Option	Driver includes wiring for 0-10V dimming systems. Dim as low as 10%.			
Photometric Specifications				
Luminous Flux(lm,Std Dev ±5%) CRI 80Ra, 4000K	9000/12000/15000lm	18000/24000lm	30000/36000lm	42000/52000lm
LED Model	LUMILEDS 2835			
Lens	Polycarbonate			
Beam Angle	T301(65*145°), T401(70*145°), T501(150*150°)			
Mechanical Specifications				
SCx (EPA)	0.156m^2 (top view), 0.035m^2 (side view)		0.239m^2 (top view), 0.04m^2 (side view)	
Mounting	Slip fitter(Φ40/60/76mm)/Arm mount/Yoke mount/Slide & lock/Square pole/Round pole/Trunnion			
Package Info				
Product Size & Net Weight -without Bracket	473*301*63mm/18.62*11.85*2.48" 3.8KG/8.38lbs		579*390*63mm/22.8*15.35*2.48" 5.7KG/12.57lbs	
Product Size & Net Weight -with Bracket A(Slip fitter)	653*301*82mm/25.71*11.85*3.23" 5.1KG/11.24lbs		759*390*82mm/29.88*15.35*3.23 7KG/15.43lbs	

Ordering Information

AOK									
WATTS	VOLTAGE	LED CHIPS	TYPE OF SENSOR	CCT&CRI	DISTRIBUTION	MOUNT	HOUSING	OPTIONS
80W	NV=100-277V	L2=2835	00=Without Sensor	2770=2700K 70CRI	T301(65*145°)	A=Slip Fitter	BZ=Bronze	10KV SPD
140W	HV=200-480V		PH=Photocell	3070=3000K 70CRI	T401(70*145°)	B=Adjustable Arm	BK=Black	20KV SPD
200W			DV=Dimmable	4070=4000K 70CRI	T501(150*150°)	C=Yoke Mount	WH=White	
300W			PIR=PIR sensor	5070=5000K 70CRI		D= Slide and Lock		
48-65-80W				5770=5700K 70CRI		E= Square Pole		
100-140W				6570=6500K 70CRI		F= Round Pole		
165-200W				2780=2700K 80CRI		G= Trunnion Mount		
240-300W				3080=3000K 80CRI				
				4080=4000K 80CRI				
				5080=5000K 80CRI				
				5780=5700K 80CRI				
				6580=6500K 80CRI				

Mounting Options

• Up to 7 installation methods (brackets) can be suitable for different installation scenarios, quickly adapt to the needs of the project. Convenient and **Flexible.**



Type A
Slipfitter
(Φ40mm)



Type A
Slipfitter
(Φ60mm)



Type A
Slipfitter
(Φ76mm)



Type B
Adjustable
Arm Mount



Type C
Yoke Mount



Type D
Slide & Lock
Mount



Type E
Square Pole
Mount



Type F
Round Pole
Mount



Type G
Trunnion
Mount

Application Reference



OT **LED Area Light / Parking Lot Light**

Power: 75W - 420W



< 300W - 420W

< 180W - 230W

75W - 145W >

High Lumen Output

Up to **63,000** lm

PATENTED PRODUCT

IP66 IK10

CRI Ra70/80/90

ULR =0%

L90B10 >100,000HRS @ 25 C

3000K 4000K 5000K 5700K 6500K

100-277VAC or 277-480VAC 50 / 60HZ

WORKING TEMPERATURE ENVIRONMENT -40°C~50°C (-40°F~122°F)

DIM

Key **Features**

High Lumen Output >175lm/W

Tool-less Maintenance

Professional Parkinglot Lens

Exclusive Rotatable Lens Design (90°)

7 Types of Bracket Optional

CCT & Power Adjustable Optional

Reserved Sensor Installation Positions

Dual Fixture Splicing Max to 800W

Animals & Insects Friendly
2200K-2700K
CCT available

• **Flexible** design with 90° field-rotatable optics, simply rotate the lens and get light distribution in right direction in an instant.



Mounting Options

• Up to 7 installation methods (brackets) can be suitable for different installation scenarios, quickly adapt to the needs of the project. Convenient and **Flexible.**


Type A Slipfitter (Φ40mm)


Type A Slipfitter (Φ60mm)


Type A Slipfitter (Φ76mm)


Type B Adjustable Arm Mount


Type C Yoke Mount


Type D Slide & Lock Mount


Type E Square Pole Mount


Type F Round Pole Mount


Type G Trunnion Mount

Parameter Reference

Power(W)		75 W	115 W	145 W	180 W
Photometric Data					
Luminous flux (lm) (LUMILEDS,Std. Dev. ±5%)@4000K Ra70	T301-85*145°	11250 lm	16560 lm	20010 lm	25648 lm
	T302-80*155°	12600 lm	18745 lm	22910 lm	30240 lm
	T401-70*125°	10875 lm	16100 lm	19285 lm	24840 lm
	T402-90*150°	12450 lm	18515 lm	22620 lm	29880 lm
	T501-150°	11250 lm	16560 lm	20010 lm	25560 lm
	T502-160°	12708 lm	18860 lm	23055 lm	30420 lm
Luminous flux (lm) (Seoul,Std. Dev. ±5%)@4000K Ra70	T302-80*155°	12819 lm	19090 lm	23345 lm	30780 lm
	T402-90*150°	12675 lm	18860 lm	23055 lm	30420 lm
	T502-160°	12900 lm	19205 lm	23490 lm	30960 lm
Beam angle		T301(85*145°)/T302(80*155°)/T401(70*125°)/T402(90*150°)/T501(150°)/T502(160°)/T512(150°)			
LED model		Lumileds 3030/Lumileds 5050/Seoul 5050			
Lens		Polycarbonate (Better impact resistance than glass)			
Mechanical Data					
SCx		Top view: 0.113976m²; Front-side: 0.0152m²; Side view: 0.02997m²			Top view: 0.179268m²; Front-side: 0.0196 m²; Side view: 0.03342 m²
Mounting		Slip fitter(Φ40/60/76mm)/Arm mount/Yoke mount/Slide & lock/Square pole/Round pole/Trunnion			
Dimensions					
Product size		507*327*185mm/ 20.0*12.9*7.3 in	507*327*185mm/ 20.0*12.9*7.3 in	507*327*185mm/ 20.0*12.9*7.3 in	600*410*185mm/ 23.6*16.1*7.3 in
Net weight(±10%)		3.7kg / 8.2 lbs	4.0kg / 8.8 lbs	4.0kg / 8.8 lbs	5.6kg / 12.3 lbs

Power(W)		200 W	230 W	300 W	420 W
Photometric Data					
Luminous flux (lm) (LUMILEDS,Std. Dev. ±5%)@4000K Ra70	T301-85*145°	28058 lm	31123 lm	37868 lm	--
	T302-80*155°	32800 lm	36908 lm	46500 lm	61320 lm
	T401-70*125°	27200 lm	30130 lm	36900 lm	--
	T402-90*150°	32400 lm	36340 lm	45900 lm	60480 lm
	T501-150°	27916 lm	31050 lm	37800 lm	--
	T502-160°	33000 lm	37030 lm	46800 lm	61740 lm
Luminous flux (lm) (Seoul,Std. Dev. ±5%)@4000K Ra70	T302-80*155°	33400 lm	37490 lm	47400 lm	62580 lm
	T402-90*150°	33000 lm	37030 lm	46800 lm	61740 lm
	T502-160°	33600 lm	37720 lm	47700 lm	63000 lm
Beam angle		T301(85*145°)/T302(80*155°)/T401(70*125°)/T402(90*150°)/T501(150°)/T502(160°)/T512(150°)			
LED model		Lumileds 3030/Lumileds 5050/Seoul 5050			
Lens		Polycarbonate (Better impact resistance than glass)			
Mechanical Data					
SCx		Top view: 0.179268m²; Front-side: 0.0196 m²; Side view: 0.03342 m²		Top view: 0.201256m²; Front-side: 0.0269 m²; Side view: 0.04686 m²	
Mounting		Slip fitter(Φ40/60/76mm)/Arm mount/Yoke mount/Slide & lock/Square pole/Round pole/Trunnion			
Dimensions					
Product size		600*410*185mm/ 23.6*16.1*7.3 in	600*410*185mm/ 23.6*16.1*7.3 in	650*423*380mm/ 25.6*16.7*15.0 in	650*440*390mm/ 25.6*16.7*15.4 in
Net weight(±10%)		5.6kg / 12.3 lbs	5.6kg / 12.3 lbs	8.9kg / 19.6 lbs	9.6kg / 21.16 lbs

***Important note:** The provided parameters are for design reference; the official measurement reports holds higher & final authority.

Ordering Information

AOK	-		-		-		-		-		-		-	
WATTS		**VOLTAGE**		**LED CHIPS**		**TYPE OF SENSOR**		**CCT&CRI**		**DISTRIBUTION**		**MOUNT**		**HOUSING**		**OPTIONS**
75WoT		NV=100-277V		L3=LUMILED 3030		00=Without Sensor		3070=3000K 70CRI		T301 (85*145°)		A=Slip Fitter		BK=Black		SPD 10KV
115WoT		HV=277-480V		L5=LUMILED 5050		SN=Motion Sensor		4070=4000K 70CRI		T302 (80*155°)		B=Adjustable Arm		BZ=Bronze		SPD 20KV
145WoT				S5=SEOUL 5050		PH=Photocell		5070=5000K 70CRI		T401 (70*125°)		C=Yoke Mount		WH=White		DIP Switch
180WoT				W3=SEOUL W3		DV=Dimmable		5770=5700K 70CRI		T402 (90*150°)		D= Slide and Lock		SI=Silver		
200WoT								6570=6500K 70CRI		T501 (150°)		E= Square Pole		RD=Red		
230WoT								3080=3000K 80CRI		T502 (160°)		F= Round Pole		BL=Blue		
300WoT								4080=4000K 80CRI		T512 (150°)		G= Trunnion Mount				
420WoT								5080=5000K 80CRI								
								5780=5700K 80CRI								
								6580=6500K 80CRI								

Application Reference





PLB **LED Area Light / Parking Lot Light**

Power: 100W - 300W



· 240W-300W

· 100W-180W

CCT adjustable optional

Power adjustable optional

High Lumen Output

Up to **57,000** lm

PATENTED PRODUCT

3000K 4000K 5000K 5700K 6500K

CRI Ra70/80/90

L90B10 >100,000HRS @ 25 C

WORKING TEMPERATURE ENVIRONMENT -40°C~50°C (-40°F~122°F)

100-277VAC OR 277-480VAC 50 / 60HZ

ULR =0%

DIM

IP66 IK10

Zhaga Receptacle Optional

DALI Control Supported

User-friendly Lens Replacement
Lower Maintenance Costs

A design for lens replacement that is user-friendly, facilitating easy maintenance and recycling of components.

- Press "①" buckle to easily open the cover for lens replacement.

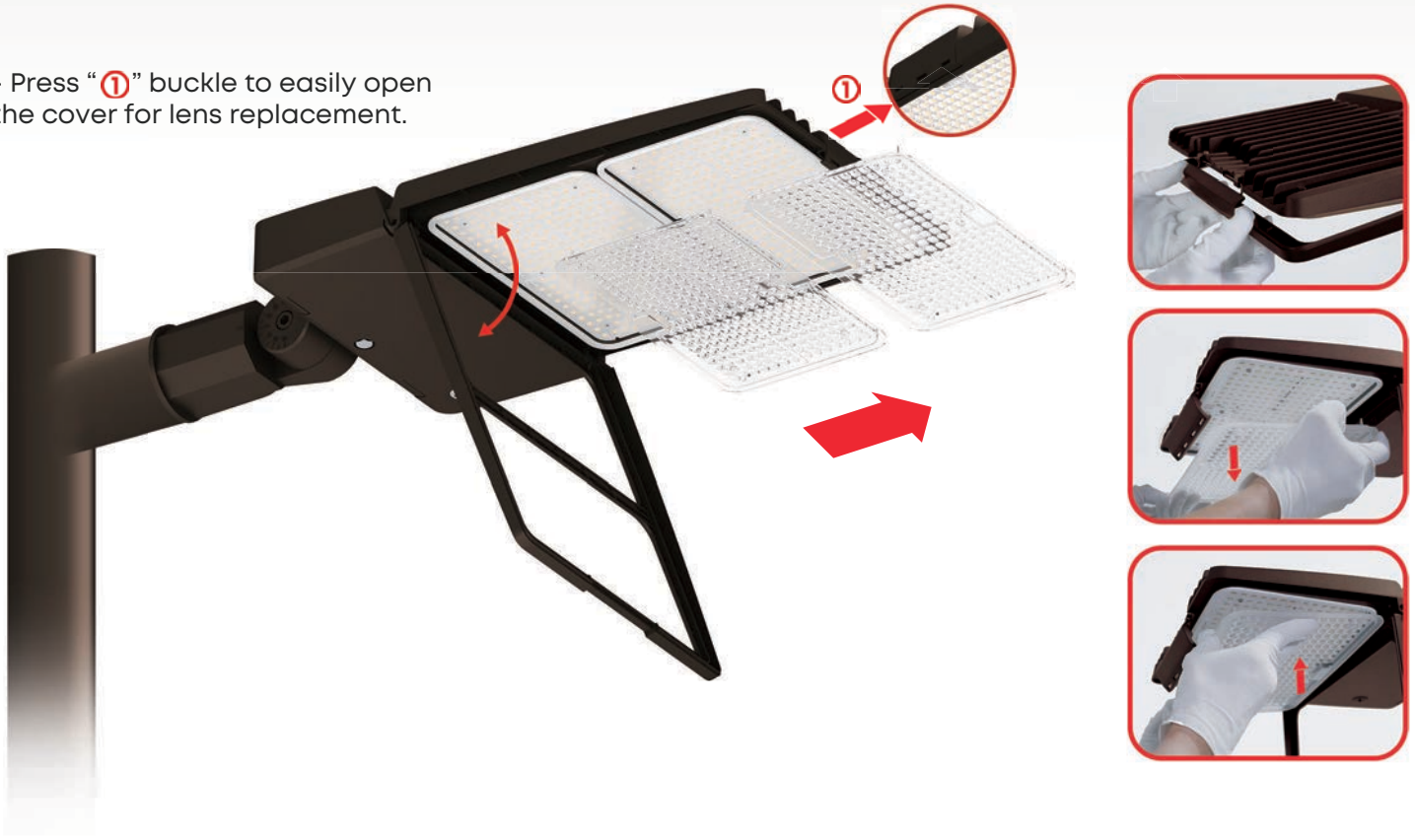

Change at the Flip of a Switch

• REDUCE SKUS • INCREASE TURNS • DRIVE PROFITABILITY

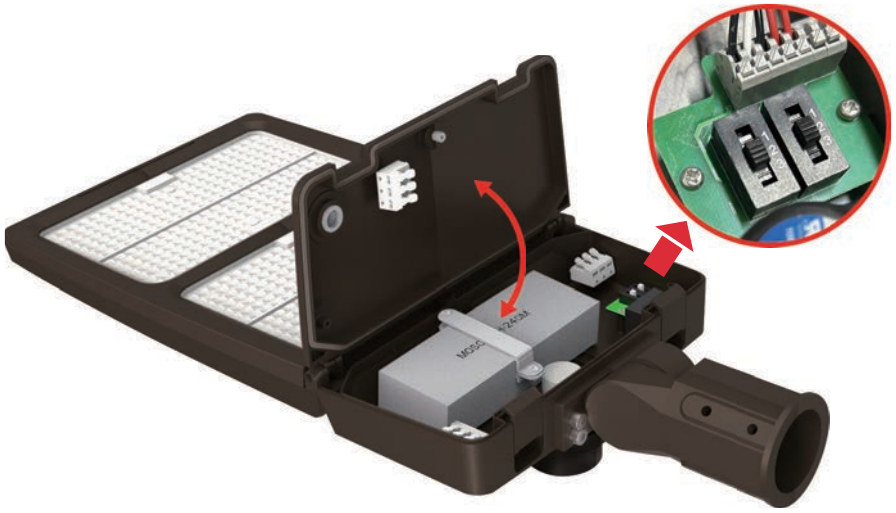

- The inner design is straightforward and modular.
- Allowing for convenient wiring, as well as swift maintenance and replacement when needed.

BHD:
DIP switch for adjusting power and CCT

A	B	C
75 (W)	100 (W)	150 (W)
CW	NW	WW

75W(A) - 100W(B) - 150W(C)
CW: White light NW: Neutral white
WW: Warm white

Key **Features**

- **Exclusive Lens Replace Design**
- **High Quality Light Source**
- **Professional Distribution Solutions**
- **Exceptional Impact Resistance**
- **Reserved Sensor Installation Positions**
- **6 Types of Bracket Optional**

Animals & Insects Friendly
2200K-2700K
CCT available



· High-quality rubber gasket, improved sealing performance.



· High-quality terminal wiring ensures reliability and safety.



· Enhanced buckle design to make opening and closing simpler and more intuitive.

Parameter Reference

Model	AOK-PLB100W	AOK-PLB150W	AOK-PLB180W	AOK-PLB240W	AOK-PLB300W
3-in-1 Watt Seletable	60-75-100W	75-100-150W	115-150-180W	180-200-240W	200-240-300W
Control Option	Driver includes wiring for 0-10V dimming systems. Dim as low as 10%.				
Photometric Specifications					
Luminous Flux(lm,Std Dev ±5%) @2835,CRI 70Ra, 4000K	9600-16000lm	12000-22500lm	17500-27000lm	27000-36000lm	30000-45000lm
Luminous Flux(lm,Std Dev ±5%) @5050,CRI 70Ra, 4000K	12000-19500lm	14850-28800lm	22425-33840lm	35000-46320lm	38000-57000lm
LED Model	2835, 5050 optional				
Lens	Polycarbonate				
Beam Angle	T401(110*155°),T402(90°x150°)				
Mechanical Specifications					
Mounting	Slip fitter(Φ40/60/76mm)/Arm mount/Slide & lock/Square pole/Round pole/Trunnion				
Package Info					
Product Size	20.75*11.97*2.44 inches / 527*304*62mm			27.4*12.44*2.44 inches / 696*316*62mm	
Net Weight	3.2KG			4.0KG	

Ordering Information

AOK -		-		-		-		-		-
WATTS	VOLTAGE	LED CHIPS	TYPE OF SENSOR	CCT&CRI	DISTRIBUTION	MOUNT	HOUSING	OPTIONS
100W 150W 180W 240W 300W 60-75-100W 75-100-150W 115-150-180W 180-200-240W 200-240-300W	NV=100-277V HV=277-480V	A2=2835 A5=5050	00=Without Sensor PH=Photocell DV=Dimmable PIR=PIR sensor	2770=2700K 70CRI 3070=3000K 70CRI 4070=4000K 70CRI 5070=5000K 70CRI 5770=5700K 70CRI 6570=6500K 70CRI 2780=2700K 80CRI 3080=3000K 80CRI 4080=4000K 80CRI 5080=5000K 80CRI 5780=5700K 80CRI 6580=6500K 80CRI	T401(110*155°) T402(90°x150°)	A=Slipfitter B=Adjustable Arm D= Slide & Lock E= Square Pole F= Round Pole G= Trunnion	BK=Black	10KV SPD

Mounting Options

• Up to 6 installation methods (brackets) can be suitable for different installation scenarios, quickly adapt to the needs of the project. Convenient and **Flexible.**



Type A
Slipfitter
(Φ40mm)



Type A
Slipfitter
(Φ60mm)



Type A
Slipfitter
(Φ76mm)



Type B
Adjustable
Arm Mount



Type D
Slide & Lock
Mount



Type E
Square Pole
Mount



Type F
Round Pole
Mount



Type G
Trunnion
Mount

Application Reference



PLA **LED Area Light / Parking Lot Light**

Power: 75W - 230W



Lumen Output

Up to **33,350** lm

PATENTED PRODUCT

L90B10 >100,000HRS @ 25°C

100-277VAC OR 277-480VAC 50 / 60HZ

THD <10.5%

WORKING TEMPERATURE ENVIRONMENT -40°C~50°C (-40°F~122°F)

IP66 IK09

2700K 3000K 4000K 5000K 5700K 6500K

CRI Ra70/80

ULR =0%

DIM

3G VIBRATION TESTING PASSED

Key **Features**

Self-Clean Cover

Ample Inner Space

Professional Distribution Solutions

Exceptional Impact Resistance

7 Types of Bracket Optional

Animals & Insects Friendly
2200K-2700K
CCT available



A sensor mounting hole is reserved on the top to facilitate future installation.





Outdoor luminaire with Zhaga receptacles (optional)

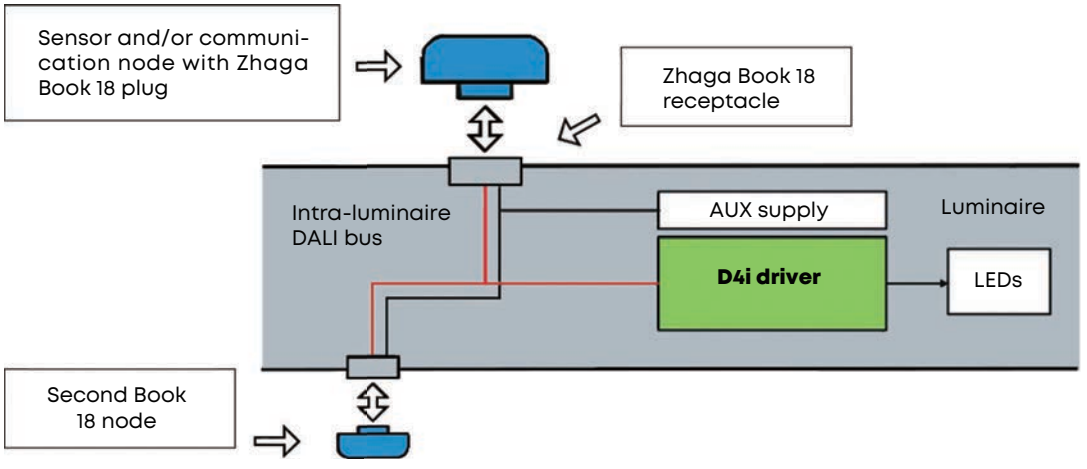

Mounting Options

• Up to 7 installation methods (brackets) can be suitable for different installation scenarios, quickly adapt to the needs of the project. Convenient and **Flexible.**



Type A
Slipfitter
(Φ40mm)



Type A
Slipfitter
(Φ60mm)



Type A
Slipfitter
(Φ76mm)



Type B
Adjustable
Arm Mount



Type C
Yoke Mount



Type D
Slide & Lock
Mount



Type E
Square Pole
Mount



Type F
Round Pole
Mount



Type G
Trunnion
Mount

Parameter Reference

Power(w)		75W	100W	150W	200W	230W
Control option		Driver includes wiring for 0-10V dimming systems. Dim as low as 10%.				
Photometric Data						
Luminous flux(lm, Std Dev ±5%) @CRI 70Ra, 5000K-2835-T301		11250lm	15000lm	21750lm	30000lm	33350lm
LED model		2835 ,3030, 5050			2835 ,3030	
Beam angle		T301 (80*150°)/T302 (80*155°)/T402 (80*150°)/ T501 (155*155°)/T502 (160*160°)			T301 (70*150°)	
Mechanical Data						
EPA(SCx) -without bracket		Side: 1.86ft²(0.1728m²); Top: 11.90ft²(1.1055m²)			Side: 2.31ft²(0.2144m²); Top: 16.97ft²(1.5764m²)	
Mounting		Slip fitter(Φ40/60/76mm)/Arm mount/Yoke mount/Slide & lock/Square pole/Round pole/Trunnion				
Other Data						
Product Size	A-Slipfitter	L573.2*W256*H79.2mm /22.57*10.08*3.12 inches			L668.5*W295*H79.4mm /26.32*11.61*3.13 inches	
	B-Adjustable Arm	L590*W256*H159.3mm /23.23*10.08*6.27 inches			L685.3*W295*H159.5mm / 26.98*11.61*6.28inches	
	C-Yoke Mount	L443.7*W256*H59.2mm /17.47*10.08*2.33 inches			L540*W295*H60.2mm /21.26*11.61*2.37 inches	
	D-Slide Lock Mount	L549.3*W256*H162.5mm /21.62*10.08*6.4 inches			L644.6*W295*H162.7mm / 25.38*11.61*6.41 inches	
	E-Square Pole	L558.3*W256*H150mm /21.98*10.08*5.91 inches			L653.6*W295*H150mm /25.73*11.61*5.91 inches	
	F-Round Pole	L580.7*W256*H150mm /22.86*10.08*5.91 inches			L676.1*W295*H150mm /26.62*11.61*5.91 inches	
	G-Trunnion Mount	L567.3*W256*H70mm /22.33*10.08*2.76 inches			L662.6*W295*H70mm /26.09*11.61*2.76 inches	
Net Weight	A-Slipfitter	4.41kg / 9.72 lbs	4.41kg / 9.72 lbs	4.54kg / 10.01 lbs	6.25kg / 13.78 lbs	6.37kg / 14.04 lbs
	B-Adjustable Arm	5kg / 11.02 lbs	5kg / 11.02 lbs	5.12kg / 11.29 lbs	6.8kg / 15.0 lbs	6.92kg / 15.26 lbs
	C-Yoke Mount	4.17kg / 9.19 lbs	4.17kg / 9.19 lbs	4.3kg / 9.48 lbs	6.08kg /13.4 lbs	6.2kg / 13.67 lbs
	D-Slide Lock Mount	4.57kg / 10.08 lbs	4.57kg / 10.08 lbs	4.7kg / 10.36 lbs	6.2kg / 13.67 lbs	6.32kg / 13.93 lbs
	E-Square Pole	4.22kg / 9.30 lbs	4.22kg / 9.30 lbs	4.35kg / 9.59 lbs	6.08kg /13.4 lbs	6.2kg / 13.67 lbs
	F-Round Pole	4.77kg / 10.52 lbs	4.77kg / 10.52 lbs	4.9kg / 10.80 lbs	6.4kg / 14.11 lbs	6.52kg / 14.37 lbs
	G-Trunnion Mount	4.73kg / 10.43 lbs	4.73kg / 10.43 lbs	4.86kg / 10.71 lbs	6.54kg / 14.42 lbs	6.66kg / 14.68 lbs

***Important note:** The provided parameters are for design reference; the official measurement reports holds higher & final authority.

Ordering Information

AOK								
WATTS	VOLTAGE	LED CHIPS	TYPE OF SENSOR	CCT&CRI	DISTRIBUTION	MOUNT	HOUSING	OPTIONS
75WPLA	NV=100-277V	L2=2835	00=Without Sensor	2770=2700K 70CRI	（75W-150W）	A=Slipfitter	BK=Black	10KV SPD
100WPLA	HV=277-480V	L3=3030	PH=Photocell	3070=3000K 70CRI	T301 (80*150°)	B=Adjustable	BZ=Bronze	20KV SPD
150WPLA		L5=5050	DV=Dimmable	4070=4000K 70CRI	T302 (80*155°)	C=Yoke	WH=White	DIP Switch
200WPLA			PIR=PIR sensor	5070=5000K 70CRI	T402 (80*150°)	D= Slide & Lock	SI=Silver	
230WPLA				5770=5700K 70CRI	T501 (155*155°)	E= Square Pole	RD=Red	
				6570=6500K 70CRI	T502 (160*160°)	F= Round Pole	BL=Blue	
				2780=2700K 80CRI		G= Trunnion		
				3080=3000K 80CRI	（200W-230W）			
				4080=4000K 80CRI	T301 (70*150°)			
				5080=5000K 80CRI				
				5780=5700K 80CRI				
				6580=6500K 80CRI				

Application Reference







HIGH MAST
Lighting Solution



HMA **LED High Mast/Flood Light**

Power: 400W - 600W







Safety rope
as standard

High Lumen Output

Up to **84,000** lm



Key **Features**

- **Light Weight Easy for Installations**
- **Driverbox Tool-less Maintenance**
- **A Variety Of Distribution Optional**
- **Exceptional Impact Resistance**
- **Tempered Glass**
- **Flexible Installation**
- **High Adaptability**
- **Extensive Lens Optional**
- **Smart Lighting Control Ready**
- **Built-in Dial Plate 360° Rotation**

Features of Type-A



Features of Type-B





Type-B (U-bracket split mode)



Type-BXR (Driver on the back)



Type-BXS (Driver on the bracket)



Type-BXS (Driver on the bracket)
With socket base or sensor

Parameter Reference

Power		400W	480W	600W
Driver		Inventronics / OSRAM / Class 1, EU		
Operating Temperature		-40°C to 55°C (-40 °F to 131 °F)		-40°C to 50°C (-40 °F to 122 °F)
Control Option		DALI, 0-10V/ PWM / timer dimming, Nema, NTC, Presence detection sensor. Dim-to-Off with standby power <= 0.5W.		
Photometric Data				
Luminous flux (lm) (CRI 70Ra, 5000K,277Vac)(Std Dev ±5%)	Type-III-P8 (20x105°)	56000lm	67200lm	84000lm
	Type-V-L5 (150x150°)	56000lm	67200lm	84000lm
ULR		= 0%, @ Luminaire inclination 0°		
Beam angle		Type-III (20x105°) /Type-V (150x150°)		
LED model		Lumileds 5050/Seoul5050/OSRAM P8		
Lens		Polycarbonate+tempered glass(5 mm thick)		
Mechanical Data				
SCx	Type-A (Highmast)	Front: 0.05 m^2; Side: 0.1 m^2		
	Type-B (U-bracket split mode)	Front: 0.15 m^2; Side: 0.05 m^2		
	Type-BXR (Driver on the back)	Front: 0.15 m^2; Side: 0.09 m^2		
	Type-BXS (Driver on the bracket)	Front: 0.16 m^2; Side: 0.08 m^2		
Mounting		Type-A (Side entry) / Type-B (U bracket) / Type-BXR (Driver on the back) / Type-BXS (Driver on the bracket)		
Others				
Product Size	Type-A	618*320*241mm / 24.33*12.6*9.48 inches		
	Type-B	458*386*331mm / 18.03*15.2*13.03 inches		
	Type-BXR (Driver on the back)	458*386*331mm / 18.03*15.2*13.03 inches		
	Type-BXS (Driver on the bracket)	535*404*458mm / 21.06*15.91*18.03 inches		
Net Weight	Type-A	17.3kg / 38.14lbs		
	Type-B	11kg / 24.25lbs		
	Type-BXR (Driver on the back)	16.3kg / 35.94lbs		
	Type-BXS (Driver on the bracket)	17.3kg / 38.14lbs		
Standard accessories		Safety wire rope		
Optional accessories		NEMA socket, photocell (with Nema), circuit breaker, breather vent, 20KvSPD		

Ordering Information

AOK	-		-		-		-		-		-		-	
WATTS		VOLTAGE		LED CHIPS		TYPE OF SENSOR		CCT&CRI		DISTRIBUTION		MOUNT		HOUSING
400W HMA		NV=100-277V		L5=Lumileds 5050		00=Without Sensor		2770=2700K 70CRI		T3=Type III (20x105°)		A=Side entry		GR=Gray
480W HMA		HV=250-500V		S5=Seoul 5050		DV=Dimmable		3070=3000K 70CRI		T5=Type V (150x150°)		B=U bracket		
600W HMA				P8=OSRAM P8		PH=Photocell		4070=4000K 70CRI						
								5070=5000K 70CRI						
								5770=5000K 70CRI						
								6570=6500K 70CRI						
								2780=2700K 80CRI						
								3080=3000K 80CRI						
								4080=4000K 80CRI						
								5080=5000K 80CRI						
								5780=5700K 80CRI						
								6580=6500K 80CRI						

***Important note:** The provided parameters are for design reference; the official measurement reports holds higher & final authority.

Application Reference







HMB **LED High Mast Light**

Power: 400W - 600W



High Lumen Output

Up to **84,000** lm

Key **Features**

- **Driverbox Tool-less Maintenance**
- **A Variety Of Distribution Optional**
- **Exceptional Impact Resistance**
- **Tempered Glass**
- **High Adaptability**
- **Extensive Lens Optional**
- **Smart Lighting Control Ready**
- **Built-in Dial Plate 360° Rotation**

Parameter Reference

Power		400W	480W	600W
Driver		Inventronics / OSRAM /Class 1, EU		
Operating temperature		-40°C to 55°C (-40 °F to 131 °F)		-40°C to 50°C (-40 °F to 122 °F)
Control options		DALI, 0-10V/ PWM / timer dimming, Nema, NTC, Presence detection sensor. Dim-to-Off with standby power <= 0.5W.		
Photometric Data				
Luminous flux (lm) (CRI 70Ra, 5000K,277Vac)(Std Dev ±5%)	Type-III-P8 (20x105°)	56000lm	67200lm	84000lm
	Type-V-L5 (150x150°)	56000lm	67200lm	84000lm
ULR		= 0%, @ Luminaire inclination 0°		
Beam angle		Type-III (20x105°) /Type-V (150x150°)		
LED model		Lumileds 5050/Seoul5050/OSRAM P8		
Lens		Polycarbonate+tempered glass(5 mm thick)		
Mechanical Data				
SCx		Front: 0.07 m² ; Side: 0.1 m²		
Materials		AL1060+ADC12		
Mounting		Side entry, ±5° adjustable		
Others				
Product size		23.82*18.11*9.69 inches /605*460*253mm		
Net weight		19.3kg		
Standard accessories		Safety wire rope		
Optional accessories		NEMA socket, photocell (with Nema), circuit breaker, breather vent, 20KvSPD		

Ordering Information

AOK	-		-		-		-		-		-		-	
WATTS		VOLTAGE		LED CHIPS		TYPE OF SENSOR		CCT&CRI		DISTRIBUTION		MOUNT		HOUSING
400W HMB		NV=100-277V		L5=Lumileds 5050		00=Without Sensor		2770=2700K 70CRI		T3=Type III (20x105°)		A=Side entry		GR=Gray
480W HMB		HV=250-500V		S5=Seoul 5050		DV=Dimmable		3070=3000K 70CRI		T5=Type V (150x150°)				
600W HMB				P8=OSRAM P8		PH=Photocell		4070=4000K 70CRI						
								5070=5000K 70CRI						
								5770=5000K 70CRI						
								6570=6500K 70CRI						
								2780=2700K 80CRI						
								3080=3000K 80CRI						
								4080=4000K 80CRI						
								5080=5000K 80CRI						
								5780=5700K 80CRI						
								6580=6500K 80CRI						

Application Reference



INM **LED High Mast Light**

Power: 230W - 720W



High Lumen Output

Up to **118,800** lm



Design Features



High performance
modular LED light engine



Easy wiring
& installation



3 or 7-pin receptacle
with a variety of
controls options



Bolt mounting
3G/5G rating





INM01



INM03

Driver Box Toolless Entry



• Coupled with Lumileds/Seoul LEDs, this provides a cost-effective and efficient lighting option for maintaining consistent luminaire design.
• INM provides a variety of professional express and high-mast distributions to meet diverse application needs.

Key **Features**



Driver Box Tool-less Maintenance



Easy Installation



PC or Glass Lens Optional



Professional Road Distribution



Exceptional Impact Resistance



Smart Lighting Connect Ready



Multiple Accessories & Control Options



Eco Friendly Concept Design

Animals & Insects Friendly
2700K-3000K
CCT available

Parameter Reference

Power(W)		230 W	315 W	380 W	460 W	580 W	720 W
Control Option		DALI, 1-10V/ PWM / timer dimming, Nema, Zhaga, Presence detection sensor. 3 or 7 pin receptacle reserved.					
Driver brand		Inventronics or others					
Photometric Specifications							
Luminous flux (lm, Std. Dev. ±5%)@CCT=4000K, CRI>70Ra	Y22-T303(50*160°)	32200 lm	42525 lm	49400 lm	64400 lm	78300 lm	93600 lm
	S5-T202(65*155°)	35650 lm	47250 lm	55100 lm	*	*	*
	S5-T502(155*155°)	40250 lm	53550 lm	62700 lm	80500 lm	98600 lm	118800 lm
	S5-PC-15D	33350 lm	44100 lm	51300 lm	66700 lm	81200 lm	97200 lm
	S5-PC-30D	39100 lm	51975 lm	60800 lm	78200 lm	95700 lm	115200 lm
	S5-PC-60D	40250 lm	53550 lm	62700 lm	80500 lm	98600 lm	118800 lm
	S5-PC-120D	*	*	*	80500 lm	98600 lm	118800 lm
Beam angle		iNM01: T202(65*155°)/T303(50*160°)/T502(155*155°); iNM03: 15D/30D/60D/120D/T502(155*155°)					
Mechanical Specifications							
SCx(EPA)		Top: 0.230256㎡(2.48ft²); Front: 0.105389㎡(1.13ft²); Left: 0.0720093㎡(0.78²);				Top: 0.297089㎡(3.20ft²); Front: 0.114723㎡(1.23ft²); Left: 0.0811475㎡(0.87ft²);	
Mounting		Silp fitter					
LED							
LED model		Seoul 5050/Seoul Y22					
Lens		Polycarbonate /Tempered glass					
Others							
Product size(mm)		665*468*224mm / 26.2*18.4*8.8 inches	665*468*224mm / 26.2*18.4*8.8 inches	665*468*224mm / 26.2*18.4*8.8 inches	716*570*220mm / 28.2*22.4*8.7 inches	716*570*220mm / 28.2*22.4*8.7 inches	716*570*220mm / 28.2*22.4*8.7 inches
Net Weight(kg)		iNM01: 19.6kg / 43.21 lbs iNM03: 17.0kg / 37.48 lbs	iNM01: 19.6kg / 43.21 lbs iNM03: 17.0kg / 37.48 lbs	iNM01: 19.6kg / 43.21 lbs iNM03: 17.0kg / 37.48 lbs	iNM01: 20.5kg / 45.19 lbs iNM03: 23kg / 50.71 lbs	iNM01: 20.5kg / 45.19 lbs iNM03: 24kg / 52.91 lbs	iNM01: 20.5kg / 45.19 lbs iNM03: 24kg / 52.91 lbs

"*" Stands for the lens module is under development, and the specific parameters will be calculated according to the actual project requirement.

***Important note:** The provided parameters are for design reference; the official measurement reports holds higher & final authority.

Ordering Information

AOK	-		-		-		-		-		-		-	
WATTS		TYPE		VOLTAGE		LED CHIPS		TYPE OF SENSOR		*CCT&CRI		*DISTRIBUTION		MOUNT		HOUSING
230W iNM		01		NV=100-277V		S5=Seoul 5050		00=Without Sensor		2770=2700K 70CRI		15D=15°		A=Slip Fitter		BK=Black
315W iNM		03		HV=277-480V		Y22=Seoul Y22		DV=Dimmable		3070=3000K 70CRI		30D=30°				SL=Silver Gray
380W iNM								PH=Photocell		4070=4000K 70CRI		60D=60°				
460W iNM										5070=5000K 70CRI		120D=120°				
580W iNM										5770=5000K 70CRI		T202(65*155°)				
720W iNM										6570=6500K 70CRI		T303(50*160°)				
										2780=2700K 80CRI		T502(155*155°)				
										3080=3000K 80CRI						
										4080=4000K 80CRI						
										5080=5000K 80CRI						
										5780=5700K 80CRI						
										6580=6500K 80CRI						

*CCT&CRI: iNM01: 3000K~6500K CCT; iNM03: 2700K~6500K CCT; *DISTRIBUTION: iNM01: T2M/T3M/T4M/T5; iNM03: 15D/30D/60D/120D/T5

Application Reference

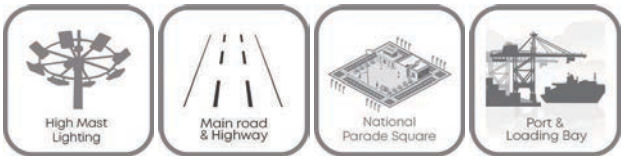



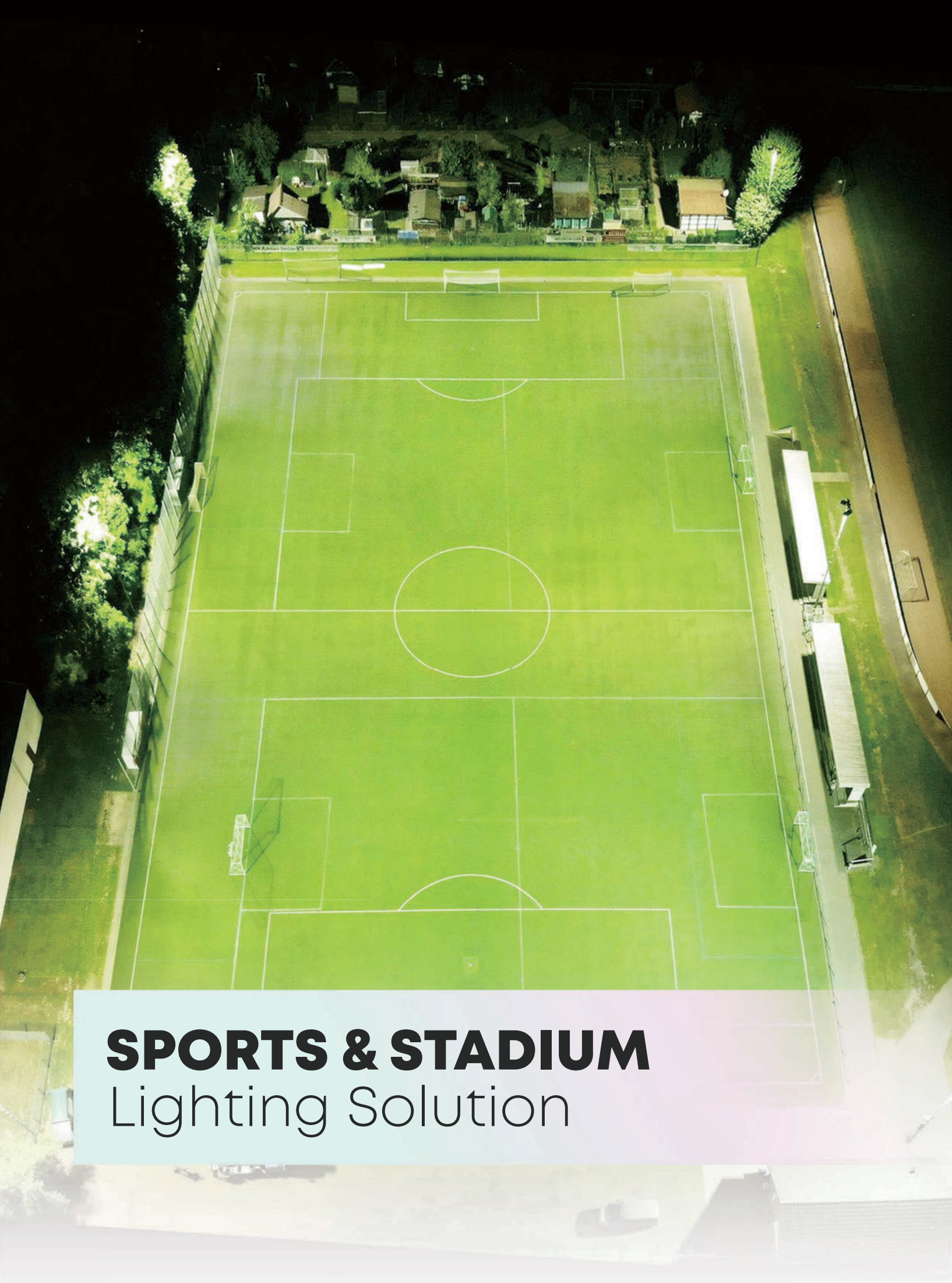

SPORTS & STADIUM
Lighting Solution



ISF **LED Stadium Light/Flood Light**

Power: 400W - 1800W



Back Light Control

Eliminate ineffective light output and improve light environment quality



High Lumen Output

Up to **270,000** lm



Safety rope as standard

Key **Features**

(Optional)
APPLICABLE TO **4K & HD TV LIVESTREAM**

TLCI>**95**

GR<**30/40**

DMX or DALI 2
Control Options
Please consult for details (in certain configurations), and requirements.

CASAMBI
optional

UP TO **1800W**
MODULAR

LIGHTWEIGHT
MAX. **<30KG**

FOR **TV**
BROADCAST

CONVENIENT
INSTALLATION

Animals & Insects Friendly
2700K-3000K
CCT available

Putting the Floodlight **ISF 1800W** to the Test

Sport field: 105x68m

4-mast system

	ISF 1800W	
4 masts	**Lighting class II**	**Lighting class I**
Number of luminaires per mast	3PCS	6PCS
Horizontal illuminance Eav	204 lx	567 lx
Uniformity U0 g1	0.61	0.71
Total number of luminaires per field	12PCS	24PCS

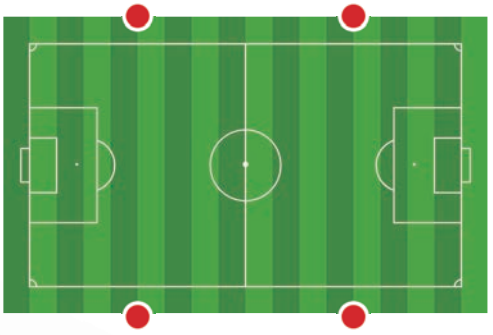

6-mast system

	ISF 1800W	
4 corner masts and 2 center masts	**Lighting class II**	**Lighting class I**
Number of luminaires per corner mast Number of luminaires per center mast	2PCS 2PCS	4PCS 4PCS
Horizontal illuminance Eav	206 lx	578 lx
Uniformity U0 g1	0.70	0.73
Total number of luminaires per field	12PCS	24PCS

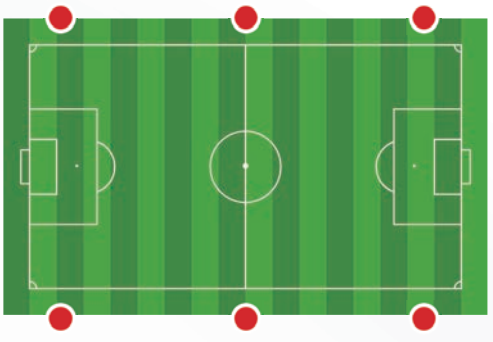

Parameter Reference

Power(W)		400W	600W	800W	1200W	1500W	1800W
Modules		1	1	2	2	3	3
Control Option		0-10V/PWM Timer diming (Standard), DALI, DMX512 (Optional)				DALI, DMX512 (Standard)	
Photometric Data							
Luminous flux (lm, Std. Dev.±5%) @CCT=4000K, CRI>70Ra	15D	56000lm	84000lm	112000lm	168000lm	210000lm	252000lm
	35*85D	60000lm	90000lm	120000lm	180000lm	225000lm	270000lm
	20*30D	56000lm	84000lm	112000lm	168000lm	210000lm	252000lm
	30D	60000lm	90000lm	120000lm	180000lm	225000lm	270000lm
	PG30D(45*115D)	56000lm	84000lm	112000lm	168000lm	210000lm	252000lm
	PG60D(60*125D)	56000lm	84000lm	112000lm	168000lm	210000lm	252000lm
Luminous flux (lm, Std. Dev.±5%) @CCT=4000K, CRI>70Ra, with visor	15D	50000lm	75000lm	100000lm	150000lm	187500lm	225000lm
	35*85D	54000lm	81000lm	108000lm	162000lm	202500lm	243000lm
	20*30D	50000lm	75000lm	100000lm	150000lm	187500lm	225000lm
	30D	54000lm	81000lm	108000lm	162000lm	202500lm	243000lm
	PG30D(45*115D)	/	/	/	/	/	/
	PG60D(60*125D)	/	/	/	/	/	/
Beam angle		15D/20*30D/30D/35*85D/PG30D=45*115D/PG60D=60*125D					
Mechanical Data							
SCx (EPA)	Type-A	Top view: 0.11m² (1.20ft²) Front view: 0.06m² (0.63ft²)		Top view: 0.21m² (2.31ft²) Front view: 0.06m² (0.63ft²)		Top view: 0.32m² (3.39ft²) Front view: 0.06m² (0.63ft²)	
	Type-AV (With Visor)	Top view: 0.39m² (4.22ft²) Front view: 0.11m² (1.20ft²)		Top view: 0.45m² (4.80ft²) Front view: 0.21m² (2.31ft²)		Top view: 0.51m² (5.45ft²) Front view: 0.32m² (3.39ft²)	
	Type-C	Top view: 0.07m² (0.75ft²) Front view: 0.1m² (1.08ft²)		Top view: 0.07m² (0.75ft²) Front view: 0.2m² (2.19ft²)		to be updated	
	Type-CV (With Visor)	Top view: 0.4m² (4.34ft²) Front view: 0.1m² (1.08ft²)		Top view: 0.5m² (4.98ft²) Front view: 0.2m² (2.19ft²)		to be updated	
	Type-B	Top view: 0.1m² (1.11ft²) Front view: 0.13m² (1.39ft²)		Top view: 0.11m² (1.20ft²) Front view: 0.23m² (2.45ft²)		Top view: 0.12m² (1.26ft²) Front view: 0.32m² (3.44ft²)	
	Type-BV (With Visor)	Top view: 0.44m² (4.71ft²) Front view: 0.13m² (1.39ft²)		Top view: 0.11m² (1.20ft²) Front view: 0.5m² (5.41ft²)		Top view: 0.56m² (6.07ft²) Front view: 0.32m² (3.44ft²)	
	Type-Bx (Driver fixed)	Top view: 0.18m² (1.98ft²) Front view: 0.14m² (1.50ft²)		Top view: 0.2m² (2.14ft²) Front view: 0.23m² (2.45ft²)		Top view: 0.24m² (2.55ft²) Front view: 0.32m² (3.44ft²)	
	Type-BxV (With Visor and driver fixed)	Top view: 0.52m² (5.57ft²) Front view: 0.14m² (1.50ft²)		Top view: 0.59m² (6.33ft²) Front view: 0.23m² (2.45ft²)		Top view: 0.68m² (7.37ft²) Front view: 0.32m² (3.44ft²)	
Mounting		TYPE-A(V)=Top-fixed I / TYPE-B(V)=Yoke Mount / TYPE-Bx(V)=Driver fixed / TYPE-C(V)=Top-fixed II;					
LED model		Seoul 5050/Seoul Z5M4 3535					

Power(W)		400W/600W	800W/1200W	1500W/1800W
Modules		1	2	3
Product size	Type-A	L599.2*W391.5*H155mm/ 23.6*15.4*6.1 inches	L607.2*W561.4*H155mm/ 23.9*22.1*6.1 inches	L607.2*W731.4*H155mm/ 23.9*28.8*6.1 inches
	Type-AV (With Visor)	L603.0*W697.0*H393.4mm/ 23.7*27.4*15.5 inches	L603.0*W789.0*H563.4mm/ 23.7*31.5*22.2 inches	L603.0*W889.0*H733.4mm/ 23.7*35*28.9 inches
	Type-C	L599.2*W365.2*H165mm/ 23.6*14.4*6.5 inches	L607.2*W397.9*H335.0mm/ 23.9*15.7*13.2 inches	-
	Type-CV (With Visor)	L603.0*W918.8*H165mm/ 23.7*36.2*6.5 inches	L1041.4*W1041.4*H335.0mm/ 41*41*13.2 inches	-
	Type-B	L704.3*W281.0*H242.5mm/ 27.7*11.1*9.5 inches	L704.7*W355.5*H368.7mm/ 27.7*13.2*14.5 inches	L674.9*W417.9*H523.8mm/ 26.6*16.5*20.6 inches
	Type-BV (With Visor)	L704.3*W834.5*H244.4mm/ 27.7*32.9*9.6 inches	L704.7*W999.0*H370.7mm/ 27.7*39.3*14.6 inches	L674.9*W1161.4*H525.7mm/ 26.6*45.7*20.7 inches
	Type-Bx (Driver fixed)	L666.7*W491.2*H242.5mm/ 26.2*19.3*9.5 inches	L704.7*W561.8*H368.7mm/ 27.7*22.1*14.5 inches	L674.9*W634.9*H523.8mm/ 26.6*25.0*20.6 inches
	Type-BxV (With Visor and driver fixed)	L666.7*W1044.7*H244.4mm/ 26.2*41.1*9.6 inches	L704.7*W1205.3*H370.7mm/ 27.7*47.5*14.6 inches	L674.9*W1378.4*H525.7mm/ 26.6*54.3*20.7 inches
Net weight	Type-A	13.2kg (29.1 lbs) / 16.3kg (35.9 lbs)-Driver included	22.3kg (49.2 lbs) / 26.4kg (58.2 lbs)-Driver included	30.9kg (68.1 lbs) / 36.9kg (81.4 lbs)-Driver included
	Type-AV (With Visor)	16kg (35.3 lbs) / 19kg (41.9 lbs)-Driver included	26.2kg (57.8 lbs) / 30.1kg (66.4 lbs)-Driver included	36.4kg (80.2 lbs) / 42.5kg (93.7 lbs)-Driver included
	Type-C	11.1kg (24.5 lbs) / 14kg (30.9 lbs)-Driver included	20.7kg (45.6 lbs) / 24.6kg (54.2 lbs)-Driver included	-
	Type-CV (With Visor)	13.9kg (30.6 lbs) / 16.8kg (37.0 lbs)-Driver included	24.6kg (54.2 lbs) / 28.5kg (62.8 lbs)-Driver included	-
	Type-B	12.8kg (28.2 lbs) / 15.9kg (35.1 lbs)-Driver included	23.5kg (51.8 lbs) / 26.9kg (59.3 lbs)-Driver included	31.1kg (68.6 lbs) / 37.2kg (82.0 lbs)-Driver included
	Type-BV (With Visor)	15.6kg (34.4 lbs) / 18.7kg (41.2 lbs) -Driver included	27.2kg (60.0 lbs) / 30.8kg (67.9 lbs)-Driver included	36.6kg (80.7 lbs) / 42.7kg (94.1 lbs)-Driver included
	Type-Bx (Driver fixed)	21.1kg (46.5 lbs) -Driverbox included	32.5kg (71.7 lbs) -Driverbox included	41.4kg (91.3 lbs)
	Type-BxV (With Visor and driver	23.9kg (52.7 lbs) -Driverbox included	36.3kg (80.0 lbs)-Driverbox included	46.9kg (103.4 lbs)

***Important note:** The provided parameters are for design reference; the official measurement reports holds higher & final authority.

Ordering Information

AOK-							
WATTS	VOLTAGE	LED CHIPS	TYPE OF SENSOR	CCT&CRI	DISTRIBUTION	MOUNT	COLOR
400WiSF	NV1=100-277V	S5=Seoul 5050	00=Without Sensor	2770=2700K 70CRI	15=15D	TYPE-A=Top-fixed I	SG=Silver gray
600WiSF	HV1=277-480V	S35=Seoul 3535	PH=Photocell	3070=3000K 70CRI	3585=35*85D	TYPE-B=Yoke mount	BK=Black
800WiSF	HV2=220-400V		DV=Dimmable	4070=4000K 70CRI	2030=20*30D	TYPE-Bx=Driver fixed	Custom request
1200WiSF				5070=5000K 70CRI	30=30D	TYPE-C=Top-fixed II	
1500WiSF				5770=5700K 70CRI	PG30=45*115D		
1800WiSF				2780=2700K 80CRI	PG60=60*125D	Accessories & Control	
				3080=3000K 80CRI		SPD 10kV, 20kV optional	
				4080=4000K 80CRI		DALI, DMX512, Nema, Zhaga	
				5080=5000K 80CRI		Light visor optional	
				5780=5700K 80CRI			

*HV2 is for 1500W-1800W. The above voltage input is the standard default parameter for certificate. Due to different standards in different countries, please confirm the actual local demand first. The power supply of the product can be customized flexibly.

Application Reference





FSA **LED Stadium Light/Flood Light**

Power: 400W/500W/600W/630W





Back Light Control
Eliminate ineffective light output and improve light environment quality



Safety rope as standard

High Lumen Output

Up to **107,100** lm

PATENTED PRODUCT
100-277VAC or 250-500VAC 50 / 60HZ
WORKING TEMPERATURE ENVIRONMENT -40°C~50°C -40°C~45°C
IP66 IK10
ULR =0%
10KV / 20KV SPD
CRI Ra70/80/90
2700K 3000K 4000K 5000K 5700K 6500K
DIM
L70 >100,000HRS @ 25°C
5G VIBRATION TESTING PASSED

Key **Features**



Light Weight



Professional Optic Design For Sports



Flexible Installation



Multiple Control Options

Animals & Insects Friendly
2700K-3000K
CCT available

Parameter Reference

Power		400W	500W	600W	630W
Control Option		DALI-2, D4i,0-10V, PWM, timer dimming			
Surge Protection		10kV / 20kV optional			
Photometric Data					
Luminous flux (lm) (CRI 70Ra, 5000K,277Vac) (Std Dev ±5%)	15D@3535	60000lm	72500lm	84000lm	86940lm
	30D@LUMINUS5050	68800lm	84000lm	98400lm	102060lm
	60D@LUMINUS5050	68800lm	84000lm	98400lm	102060lm
Luminous flux (lm) (CRI70Ra,5000K,277Vac) (Std Dev ±5%)	30D@A5050	72400lm	88000lm	103200lm	107100lm
	60D@A5050	72400lm	88000lm	103200lm	107100lm
ULR		= 0%, @ Luminaire inclination 0°			
Beam Angle		15D 30D 60D			
LED Model		SEOUL 3535,5050/ /LUMINUS 3535,5050 / A5050			
Mechanical Data					
SCx	Type-B	0.244m²(top view), 0.046m² (side view)			
	Type-Bx (Driver fixed)	0.32m²(top view), 0.07m² (side view)			
	Type-C	0.202m²(top view), 0.062m² (side view)			
Mounting		TYPE-B(Yoke Mount), TYPE-Bx(Driver fixed),TYPE-C (Top-fixed II)			
Others					
Product Size	Type-B	561*545*163mm / 22.09*21.46*6.42 inches			
	Type-Bx (Driver fixed)	749*545*163mm / 29.49*21.46*6.42 inches			
	Type-C	512*498*315mm / 20.16*19.61*12.4 inches			
Net Weight	Type-B	11.3kg / 24.91lbs			
	Type-Bx (Driver fixed)	16kg / 35.27lbs			
	Type-C	11kg /24.25lbs			
Standard Accessories		Safety wire rope			
Optional Accessories		NEMA socket, Photocell (with Nema), Rebreather, 20KvSPD			

Ordering Information

AOK -	-	-	-	-	-	-	-	-
WATTS	VOLTAGE	LED CHIPS	TYPE OF SENSOR	CCT&CRI	DISTRIBUTION	PAINTING	MOUNT	Accessories & Control
400WFSA	NV=100-277V	L3=LUMINUS 3535	00=Without Sensor	XX70=2700K-6500K 70CRI	15D=15°	GR=Gray	TYPE-B=Yoke Mount	SPD 10kV, 20kV optional
500WFSA	HV=250-500V	L5=LUMINUS 5050	PH=Photocell	XX80=2700K-6500K 80CRI	30D=30°	Custom request	TYPE-Bx=Driver fixed	NEMA socket optional
600WFSA		S3=SEOUL 3535	DV=Dimmable	XX90=2700K-6500K 90CRI	60D=60°		TYPE-C=Top-fixed II	Photocell (with Nema)
630WFSA		S5=SEOUL 5050						DALI-2, D4i,0-10V,
		A5=A 5050						PWM, timer dimming

***Important note:** The provided parameters are for design reference; the official measurement reports holds higher & final authority.

FSC **LED Sports Light/Flood Light**

Power: 400W - 1200W





Safety rope
as standard

Back Light Control
Eliminate ineffective light output and improve light environment quality

High Lumen Output

Up to **234,000** lm

PATENTED PRODUCT

NV:100~277VAC
HV:277~480VAC
HV:220~400VAC
50 / 60HZ

THD
< 20%

L90B10
>100,000HRS
@ 25 C

WORKING TEMPERATURE ENVIRONMENT
-40°C~50°C
(-40°F~122°F)

IP66
IK08

3G
VIBRATION TESTING PASSED

CRI
Ra70/80/90

DIM

Key **Features**

- **Regular 3030 or Efficient 5050 Optional**
- **Accurate Installation**
- **Plug & Play Maintenance**
- Wind Resist 57m/s — **Reinforced Compound Bracket**
- **Light Weight 1200W <19kg**
- **Professional Optic Design For Sports**
- **DMX or DALI 2 Control Optional**
- CASAMBI — **Casambi Supported Optional**
- **ULOR=0% Low Glare**
- **Eco-Friendly Design**
- Animals & Insects Friendly **2700K-3000K** CCT available

Plug & Play Maintenance

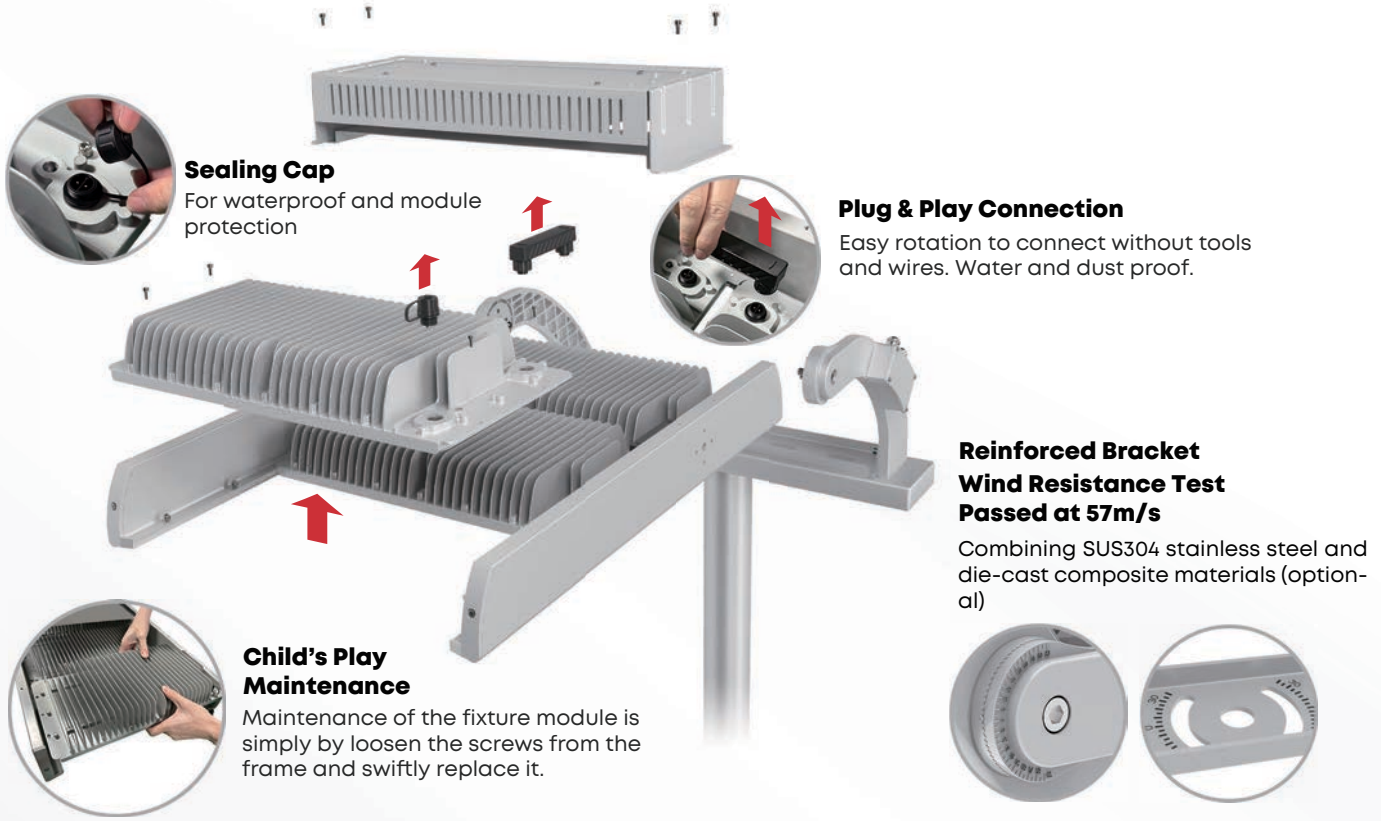

Sealing Cap
For waterproof and module protection

Plug & Play Connection
Easy rotation to connect without tools and wires. Water and dust proof.

Reinforced Bracket Wind Resistance Test Passed at 57m/s
Combining SUS304 stainless steel and die-cast composite materials (optional)

Child's Play Maintenance
Maintenance of the fixture module is simply by loosen the screws from the frame and swiftly replace it.

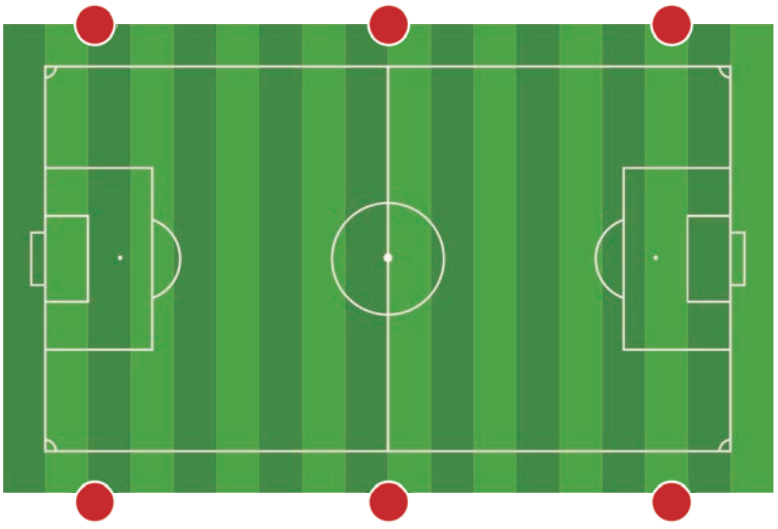

Project Reference

Project Info

Play ground size: 105*68m

Installation height and pole: 20m*6 poles

Fewer Luminaires,
Up to 22% Energy Saved!

6-mast 1200W System Class I

6-mast system	FSC-1200W 4080-30D/60D	Counterpart Product 1200W Fixture
Number of luminaires	36PCS	40PCS
Horizontal illuminance Eav	555lx	523lx
Uniformity U0 g1	0.88	0.79
Total power & average efficacy	43200W; 174.68lm/W	47728.4W; 136.97lm/W

6-mast 800W System Class II

6-mast system	FSC-800W 4080-PG60	Counterpart Product 800W Fixture
Number of luminaires	14PCS	18PCS
Horizontal illuminance Eav	260lx	259lx
Uniformity U0 g1	0.75	0.75
Total power & average efficacy	11,200.0W; 163.73lm/W	14,395.4W; 105.96lm/W

Note: The data above is derived from real project simulations and provided for reference only, respecting confidentiality.

Parameter Reference

Power(w)		400W	600W	800W	1000W	1200W
Modules		1	2	2	3	3
Control option		Driver includes wiring for 0-10V dimming systems. Dim as low as 10%.				
Photometric Data						
Luminous Flux@5050(lm, Std Dev ±5%) @CRI 70Ra, 4000K	15D	62000lm	96000lm	124000lm	160000lm	186000lm
	20*30D	62000lm	96000lm	124000lm	160000lm	186000lm
	30D	72000lm	111000lm	144000lm	185000lm	216000lm
	60D	72000lm	111000lm	144000lm	185000lm	216000lm
	PG60D	72000lm	111000lm	144000lm	185000lm	216000lm
	30D-Pro	78000lm	120000lm	156000lm	200000lm	234000lm
	60D-Pro	78000lm	120000lm	156000lm	200000lm	234000lm
	PG60D-Pro	78000lm	120000lm	156000lm	200000lm	234000lm
Luminous Flux@3030(lm, Std Dev ±5%)	PG60D	56000lm	87000lm	112000lm	145000lm	168000lm
LED model		A5050 / S3030				
Beam angle		15°/20*30°/30°/60°/PG60° (120°*40°)				
ULR		= 0%, @ Luminaire inclination 0°				
Mechanical Data						
EPA(SCx), fixture body		Side: 0.2828ft²(0.026m²); Top: 1.299ft²(0.121m²)	Side: 0.0748ft²(0.805m²); Top: 2.7197ft²(0.253m²)		Side: 1.0371ft²(0.096m²); Top: 3.9546ft²(0.367m²)	
Mounting		Yoke Mount				
Other Data						
Product Size	with driver box	432*604*383mm / 17*23.78*15.08 inches	550*604*383mm / 21.65*23.78*15.08 inches		785*604*384mm / 30.91*23.78*15.12 inches	
	without driver box	432*604*293mm / 17*23.78*11.54 inches	550*604*293mm / 21.65*23.78*11.54 inches		785*604*293mm / 30.91*23.78*15.12 inches	
Net Weight	with driver box	12.6KG /27.78 LBS	17.8KG /39.24 LBS		23.8KG /52.47 LBS	
	without driver box	8.4KG /18.52 LBS	13.3KG /29.32 LBS		18.9KG /41.67 LBS	

Ordering Information

AOK - [ ] - [ ] - [ ] - [ ] - [ ] - [ ] - [ ]

WATTS	VOLTAGE	LED CHIPS	TYPE OF SENSOR	CCT&CRI	DISTRIBUTION	PAINTING	MOUNT
400WFSC	NV=100-277V	A5=5050	00=Without Sensor	XX70=2700K-6500K 70CRI	15D=15°	SG=Silver Gray	Yoke
600WFSC	HV1=200-480V	S3=3030		XX80=2700K-6500K 80CRI	20*30D=20*30°	BK=Black	
800WFSC	HV2=100-480V	S35=3535			30D=30°	Custom request	
1000WFSC					60D=60°		
1200WFSC					PG60° (120°*40°)		

Accessories

SPD 10kV, 20kV optional

Laser aiming optional

Application Reference



***Important note:** The provided parameters are for design reference; the official measurement reports holds higher & final authority.

INF-SG **LED Sports Light/Flood Light**

Power: 300W - 2000W





Safety rope
as standard

Back Light Control
Eliminate ineffective light output and improve light environment quality

High Lumen Output

Up to **320,000** lm

PATENTED PRODUCT
100-277VAC OR 277-480VAC 50 / 60HZ
L90B10 >100,000HRS @ 25°C
WORKING TEMPERATURE ENVIRONMENT -40°C~50°C (-40°F~122°F)
IP66 IK08
THD < 20%
UGR < 20
CRI Ra70/80/90
DIM
ULR =0%

Key **Features**

- **Exceptional Impact Resistance**
- **Modular Design**
- **Professional Optic Design For Sports**
- **ULOR=0% Low Glare**
- **Eco-Friendly Package Design Optional**
- Wind Resist 57m/s
  Reinforced Bracket Optional

Putting the Floodlight **INF 1500W** to the Test

6-mast system

4 corner masts and 2 center masts	INF 1500W Lighting class II	INF 1500W Lighting class III
Number of luminaires per corner mast Number of luminaires per center mast	2PCS 2PCS	1PCS 1PCS
Horizontal illuminance Em	192lx	98lx
Uniformity U0 g1	0.67	0.68
Total number of luminaires per field	12PCS	6PCS

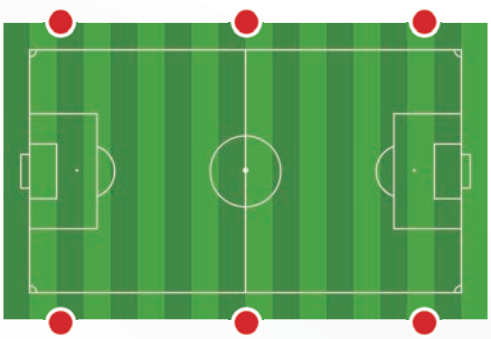

Parameter Reference

Power		300W	450W	600W	800W	900W	1000W
Modules		1		2			
Driver		Inventronics / Sosen		Inventronics / Sosen			Inventronics
Operating temperature		-40°C to 45°C (-40 °F to 113°F)		-40°C to 45°C (-40 °F to 113°F)			
Control option		DALI, 0-10V / PWM / Timer / Dimming / Programmable		DALI, 0-10V / PWM / Timer / Dimming / Programmable	0-10V / PWM / Timer / Dimming / Programmable		
Photometric Data							
Luminous flux (lm) (CRI 70Ra, 5000K) (Std Dev ±5%)	12°-5050	45000lm	63000lm	90000lm	114400lm	126000lm	137000lm
	30°-5050	48000lm	67500lm	96000lm	122400lm	135000lm	147000lm
	60°-5050	48000lm	67500lm	96000lm	122400lm	135000lm	147000lm
	90°-5050	48000lm	67500lm	96000lm	122400lm	135000lm	147000lm
	T2-(35*110°) 5050	46500lm	65250lm	93000lm	118400lm	130500lm	142000lm
	T4-(42*138°) 5050	39000lm	49500lm	78000lm	92000lm	99000lm	105000lm
	T201-(70*110°)3030	50400lm	72000lm	100800lm	132000lm	145800lm	160000lm
Beam angle		12°/30°/60°/90°/T202(35*110°)/T402(42*138°)/T201(70*110°)					
LED manufacturer		lumileds/Osram/AOK					
LED model		3030/5050/P8					
Lens		Polycarbonate+tempered glass(4 mm thick)					
Mechanical Data							
SCx		0.1405m²(front), 0.0243m²(side)		0.2769m²(front), 0.0588m²(side)			
Mounting		Under Yoke Mount(Split type)					
Others							
Product size		21.61*11.81*9.17 inches / 549*300*233mm		22.36*20.28*13.5 inches /568*515*343mm			
Net weight (Without driver)		7.5KG		15.9KG			
Standard accessories		Breather vent					
Optional accessories		10KV/20KV SPD					

Power		1200W	1500W	1800W	2000W
Modules		3		4	
Driver		Inventronics		Inventronics	
Operating temperature		-40°C to 45°C (-40 °F to 113°F)		-40°C to 45°C (-40 °F to 113°F)	
Control option		0-10V / PWM / Timer / Dimming / Programmable		0-10V / PWM / Timer / Dimming / Programmable	
Photometric Data					
Luminous flux (lm) (CRI 70Ra, 5000K) (Std Dev ±5%)	12°-5050	171600lm	205500lm	252000lm	274000lm
	30°-5050	183600lm	220500lm	270000lm	294000lm
	60°-5050	183600lm	220500lm	270000lm	294000lm
	90°-5050	183600lm	220500lm	270000lm	294000lm
	T2-(35*110°)5050	177600lm	213000lm	261000lm	284000lm
	T4-(42*138°)5050	138000lm	157500lm	198000lm	210000lm
	T201-(70*110°)3030	198000lm	240000lm	291600lm	320000lm
Beam angle		12°/30°/60°/90°/T202(35*110°)/T402(42*138°)/T201(70*110°)			
LED Manufacturer		lumileds/Osram/AOK			
LED model		3030/5050/P8			
Lens		Polycarbonate+tempered glass(4 mm thick)			
Mechanical Data					
SCx		0.413m² (front), 0.0883m² (side)		0.5496m²(front), 0.1156m²(side)	
Mounting		Under Yoke Mount(Split type)			
Others					
Product Size		30.51*22.36*13.5 inches / 775*568*343mm		40.75*22.36*13.5 inches / 1035*568*343mm	
Net weight (Without driver)		22.2KG		28.9KG	
Standard accessories		Breather vent			
Optional accessories		10KV/20KV SPD			

***Important note:** The provided parameters are for design reference; the official measurement reports holds higher & final authority.

Ordering Information

AOK	-		-		-		-		-		-	
WATTS		**VOLTAGE**		**LED CHIPS**		**TYPE OF SENSOR**		**CCT&CRI**		**DISTRIBUTION**		**MOUNT**		**OPTION**
300WiNF-SG		NV=100-277V		O8=Osram P8		00=Without Sensor		2770=2700K 70CRI		12D=12°		A=Under Yoke Mount		10KV SPD
450WiNF-SG		HV=249-528V		L5=LUMILED 5050		SN=Motion Sensor		3070=3000K 70CRI		30D=30°		(Split type)		20KV SPD
600WiNF-SG				A3=AOK 3030		PH=Photocell		4070=4000K 70CRI		60D=60°				Visor
800WiNF-SG						DV=Dimmable		5070=5000K 70CRI		90D=90°				Laser Aim
900WiNF-SG								5770=5700K 70CRI		T202(35*110°)				
1000WiNF-SG								6570=6500K 70CRI		T402(42*138°)				
1200WiNF-SG								2780=2700K 80CRI		T402(42*138°)				
1500WiNF-SG								3080=3000K 80CRI		T201(70*110°)				
1800WiNF-SG								4080=4000K 80CRI						
2000WiNF-SG								5080=5000K 80CRI						
								5780=5700K 80CRI						
								6580=6500K 80CRI						

Application Reference





INS **LED Sports Light/Stadium Light**

Power: 315W - 720W

Back Light Control

Eliminate ineffective light output and improve light environment quality





Safety rope as standard

High Lumen Output

Up to **120,878** lm

PATENTED PRODUCT

L90B10 >100,000HRS @ 25 C

WORKING TEMPERATURE ENVIRONMENT -40°C~50°C (-40°F~122°F)

CRI Ra70/80/90

3000K 4000K 5000K 5700K 6500K

IP66 IK10

100-277VAC OR 277-480VAC 50 / 60HZ

ANTI-GLARE DESIGN

DIM

Key **Features**

Exceptional Impact Resistance	Modular Design Hassle-free Maintenance	Professional Distribution Options	Anti-glare Design Light Visor Optional	Flexible Installation

Typical Layout Reference
Baseball Field with 6 Poles

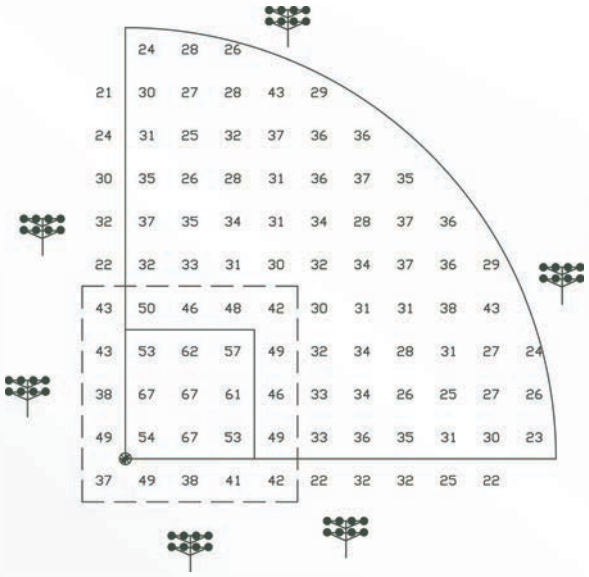

Fixture: 720W INS
Fixture Count: 44
Average Light Level: 50fc (infield) 30fc (outfield)
Total Wattage: 31,680W

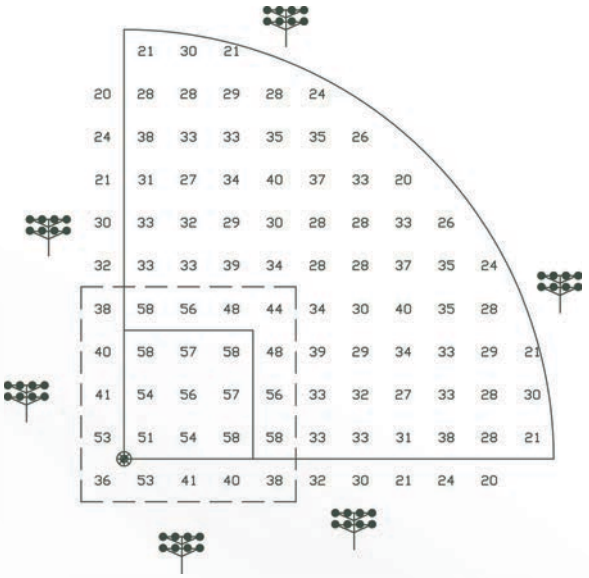

Fixture: 1500W HID
Fixture Count: 46
Average Light Level: 50fc (infield) 30fc (outfield)
Total Wattage: 74,150W

Installation Options



INS-A
Top Fixed
Installation



INS-B
Under Yoke Mount
(with driver box)



INS-C
Under Yoke Mount
(split mode)



INS-D
Yoke Mount

Parameter Reference

Power(W)		315W	380W	460W	580W	720W
Control Option		DALI, 1-10V/PWM/Timer dimming, Nema, Zhaga/Presence detection sensor.				
Photometric Data						
Luminous flux (lm) (Std Dev ±5%)	15D	43261 lm	52098 lm	63821 lm	78187 lm	96089 lm
	30D	52566 lm	58621 lm	73677 lm	92329 lm	109447 lm
	60D	52929 lm	58622 lm	77315 lm	93205 lm	112023 lm
	120D	—	—	78108 lm	95990 lm	120878 lm
Beam angle		15D/30D/60D/120D				
LED model		Lumileds 5050				
Lens		Polycarbonate, modular design				
Mechanical Data						
SCx(EPA, Fixture body)		Front: 0.204386m²(2.2ft²) Side: 0.115943m²(1.248ft²)		Front: 0.285212m²(3.07ft²) Side: 0.132665m²(1.428ft²)		
Mounting		TYPE A/TYPE B/TYPE C/TYPE D				
Others						
Product size	TYPE-A	φ468*343mm / φ18.4*13.5 inches		φ550*336mm / φ21.7*13.2 inches		
	TYPE-B	φ468*559*407mm / φ18.4*22.0*16.0 inches		φ550*602*315mm / φ21.7*23.7*12.4 inches		
Net weight	TYPE-A	10.3kg / 22.71 lbs	10.3kg / 22.71 lbs	16.08kg / 35.45 lbs	16.08kg / 35.45 lbs	16.08kg / 35.45 lbs
	TYPE-B	16.5kg / 36.38 lbs	16.5kg / 36.38 lbs	23.2kg / 51.15 lbs	23.2kg / 51.15 lbs	23.2kg / 51.15 lbs

***Important note:** The provided parameters are for design reference; the official measurement reports holds higher & final authority.

Ordering Information

AOK	-		-		-		-		-		-		-	
WATTS		**VOLTAGE**		**LED CHIPS**		**TYPE OF SENSOR**		**CCT&CRI**		**DISTRIBUTION**		**MOUNT**		**HOUSING**
315W iNS		NV=100-277V		L5=Lumileds 5050		00=Without Sensor		3070=3000K 70CRI		15D=15°		A=Top Fixed		BK=Black
380W iNS		HV=277-480V		S3=Seoul 3535		DV=Dimmable		3080=3000K 80CRI		30D=30°		B=With driver box		SG=Silver Grey
460W iNS						PH=Photocell		4070=4000K 70CRI		60D=60°		C=Split mode		
580W iNS								4080=4000K 80CRI		120D=120°		D=Yoke Mount		
720W iNS								5070=5000K 70CRI						
								5080=5000K 80CRI				**Accessories**		
								5770=5700K 70CRI				SPD 10kV, 20kV optional		
								5780=5700K 80CRI				Light visor		
												Laser aiming		

Application Reference





OT **LED Tennis Light**

Power: 230W - 420W



High Lumen Output

Up to **67,300** lm



Key **Features**

- **High Lumen Output >175lm/W**
- **Tool-less Maintenance**
- **Professional Parkinglot Lens**
- **Exclusive Rotatable Lens Design (90°)**
- **7 Types of Bracket Optional**
- **CCT & Power Adjustable Optional**
- **Reserved Sensor Installation Positions**
- **Dual Fixture Splicing Max to 800W**

Parameter Reference

Power(W)		230 W	300 W	420 W
Luminous flux (lm) (LUMILEDS,Std. Dev. ±5%)@4000K Ra70	T301-85*145°	31123 lm	37868 lm	--
	T302-80*155°	36908 lm	45817 lm	59512 lm
	T401-70*125°	31121 lm	39157 lm	--
	T402-90*150°	36911 lm	44763 lm	58579 lm
	T501-150°	30492 lm	38953 lm	--
	T502-160°	36052 lm	46479 lm	60867 lm
Luminous flux (lm) (Seoul,Std. Dev. ±5%)@4000K Ra70	T302-80*155°	39156 lm	50167 lm	65599 lm
	T402-90*150°	39185 lm	48053 lm	63203 lm
	T502-160°	39569 lm	51087 lm	67305 lm
Beam angle		T301(85*145°)/T302(80*155°)/T312(60*120°)/T322(50*80°)/T401(70*125°)/T402(90*150°)/T501(150°)/T502(160°)/T512(150°)		
LED model		Lumileds 3030/Lumileds 5050/Seoul 5050		
Lens		Polycarbonate (Better impact resistance than glass)		
Mechanical Data				
SCx		Front: 0.179268m²; Front-side: 0.0196 m²; Side: 0.03342 m²	Front: 0.201256m²; Front-side: 0.0269 m²; Side: 0.04686 m²	
Mounting		Slip fitter(Φ40/60/76mm)/Arm mount/Yoke mount/Slide & lock/Square pole/Round pole/Trunnion		
Others				
Product size		23.6*16.1*7.3 inches / 600*410*185 mm	25.6*16.7*15.0 inches / 650*423*380 mm	25.6*17.3*15.4 inches / 650*440*390 mm
Net weight(±10%)		5.6kg	8.9kg	9.6kg

Ordering Information

AOK	-		-		-		-		-		-		-	
WATTS		VOLTAGE		LED CHIPS		TYPE OF SENSOR		CCT&CRI		DISTRIBUTION		MOUNT		HOUSING		OPTIONS
230WoT		NV=100-277V		L5=LUMILED 5050		00=Without Sensor		3070=3000K 70CRI		T301 (85*145°)		A=Slip Fitter		BK=Black		SPD 10KV
300WoT		HV=277-480V		S5=SOUEL 5050		SN=Motion Sensor		4070=4000K 70CRI		T302 (80*155°)		B=Adjustable Arm		BZ=Bronze		SPD 20KV
420WoT				W3=SOUEL W3		PH=Photocell		5070=5000K 70CRI		T312 (60*120°)		C=Yoke Mount		WH=White		DIP Switch
						DV=Dimmable		5770=5700K 70CRI		T322 (50*80°)		D= Slide and Lock		SI=Silver		
								6570=6500K 70CRI		T401 (70*125°)		E= Square Pole		RD=Red		
								3080=3000K 80CRI		T402 (90*150°)		F= Round Pole		BL=Blue		
								4080=4000K 80CRI		T501 (150°)		G= Trunnion Mount				
								5080=5000K 80CRI		T502 (160°)						
								5780=5700K 80CRI		T512 (150°)						
								6580=6500K 80CRI								

Application Reference





LED FLOOD
Lighting Solution



FLD **LED Flood Light/Highbay Light**

Power: [150W/300W/450W] [200W/400W/600W]

Highbay
Lighting Solution



Modular Design Up To 600W
150W per single module @50°C
200W per single module @45°C



Without Driver Box
Solution Optional

Flood
Lighting Solution



Lumen Output

Up to **105,000** lm

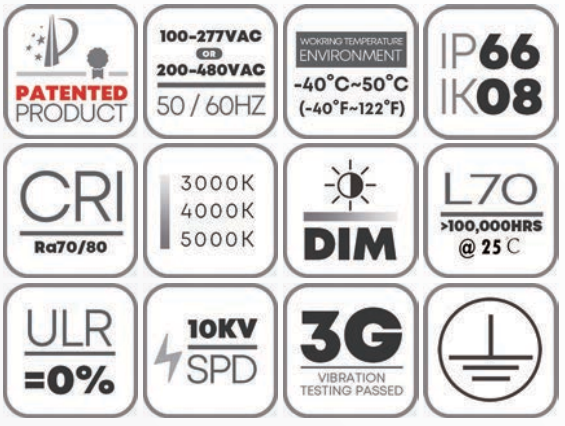

Key **Features**

Modular Design
Easy To Maintain

Sleek Design
No Exposed Cables

Smart
Control Ready

Adjustable
Module Optional

Accurate
Installation

Parameter Reference

Power(W)	150W/200W	300W/400W	450W/600W
Modules	1	2	3
Control Option	Driver includes wiring for 0-10V dimming systems. Dim as low as 10%.		
Operating Temperature	-40°C to 50°C (-40 °F to 122 °F), 200W per single module @45°C		
Photometric Specifications			
Luminous Flux(lm)±5%@CRI 70Ra, 5000K	27000lm, 35000lm	54000lm, 70000lm	81000lm, 105000lm
LED Model	5050		
Lens	Polycarbonate		
Beam Angle	30°/60°/90°		
Mechanical Specifications			
SCx (EPA)	To be updated		
Mounting	Yoke mount		
Package Info			
Product Size	15.06*6.49*10.17 inches / 382.5*165*258.5mm	15.06*6.49*15.22 inches / 382.5*165*386.69mm	15.06*6.49*21.92 inches / 382.5*165*556.8mm
Net Weight	3.8KG	6.8KG	9.2KG
Others			
Accessories (standard)	Request for details		
Accessories (optional)	NEMA socket, Zhaga receptacle, US/Euro standard SPD, photocell, microwave/PIR sensor, support rod		

Ordering Information

AOK	-		-		-		-		-		-	
WATTS		VOLTAGE		LED CHIPS		TYPE OF SENSOR		CCT&CRI		DISTRIBUTION		MOUNT		COLOR
150WFLD 300WFLD 450WFLD 200WFLD 400WFLD 600WFLD		NV=100-277V HV=200-480V		A5=5050		00=None DV=Dimmable PIR=PIR sensor PH=Photocell MS=Microwave Sensor		XX70=3000K-5000K 70CRI XX80=3000K-5000K 80CRI		30D=30° 60D=60° 90D=90°		U=Yoke mount		GR=Gray Custom

Note: 150W per single module @50°C, 200W per single module @45°C

Application Reference






FLC **Tool-less LED Flood Light**

Power: 50W - 400W







CCT
adjustable
optional

3000K
4000K
5000K

IK 10
Steel Wire Cover Solution Optional
The protection level up to IK10

Excluding 240W and 400W

Power
adjustable
optional

Emergency Power Supply
Solution
optional

High Lumen Output

Up to **72,000** lm

PATENTED PRODUCT

L70 >100,000HRS @ 25 C

100-277VAC or 277-480VAC 50 / 60HZ

WORKING TEMPERATURE ENVIRONMENT -40°C~50°C (-40°F~122°F)

3G VIBRATION TESTING PASSED

3000K 4000K 5000K

CRI Ra70/80

IP66 IK08

DIM

The New Generation Eco-friendly **Recyclable** LED Flood Light

Tool-less Opening of LED & Driver Cover
Easy for Maintenance



1 The LED module (2835/3030/5050) with multiple light distribution meet the requirements of multiple scenarios

2 Buckle design, easy to open & close

3 Support US and EU SPD to meet different market needs

4 CCT & Power adjustable optional

5 Yoke mount with scale mark, precise adjustment (5° each)

6 NEMA/zhaga receptacle is optional for a variety of sensors

7 Plug & Play connector dust & water proof



8 Emergency Power Supply Solution Optional



Tunnel light connection (3 water & dust proof joint)



· Inner layer raised design enhances waterproof performance.



· High quality silicone gasket, improved sealing performance.



· High-quality terminal wiring ensures reliability and safety. (Optional)



· High-quality AC power interface, safe and reliable. (Optional)



· Breather vent (Optional)



· Upgraded buckle, the recess is easier to open or close.



Tunnel

Lighting Solution
Optional

Proper lighting boosts driver alertness, minimizes visual illusions, and allows quick hazard response.



Key Benifits

DURABILITY

Our thermal management system, along with IK and IP ratings, ensures extended product lifespan.

UNIFORMITY

The lighting ensures proper distribution while effectively reducing driver glare.

ENERGY SAVING

Effective light control and planning based on traffic and timing are crucial for energy efficiency.



Cost Savings in Operations

Enhanced Efficiency

Environmental Sustainability

Enhanced Reliability

Smart Control Ready



Animals & Insects Friendly
2700K-3000K
CCT available

Zhaga Supported

Neam / LoRa Socket

DALI Control

Photocell

Casambi Supported

Microwave

PIR







Parameter Reference

Model	AOK-FLC50W	AOK-FLC100W	AOK-FLC150W	AOK-FLC200W	AOK-FLC240W	AOK-FLC300W	AOK-FLC400W
Power(W, adjustable selection)	30-40-50W	60-80-100W	100-120-150W	120-150-200W	150-200-240W	200-250-300W	300-350-400W
Control option	Driver includes wiring for 0-10V dimming systems. Dim as low as 10%.						
Operating temperature	-40°C to 50°C (-40 °F to 122 °F)						
Photometric Specifications							
Luminous flux(lm)±5% @CRI 70Ra, 4000K,2835	4500-7500lm	9000-15000lm	15000-22500lm	18000-30000lm	22500-36000lm	30000-45000lm	45000-60000lm
Luminous flux(lm)±5% @CRI 70Ra, 4000K, 5050	5100-8500lm	10200-17000lm	17000-25500lm	20400-34000lm	24750-39600lm	34000-51000lm	49500-66000lm
Luminous flux(lm)±5% @CRI 70Ra, 4000K, AOK 5050	5850-9500lm	11400-18500lm	19000-27300lm	22800-36400lm	27750-43200lm	38000-54900lm	55500-72000lm
LED model	2835 / 3030 / 5050 optional						
Lens	Polycarbonate						
Beam angle	15°/30°/45°/60°/90°/120°/T2(60*150°)/T3(70*150°)/T4(70*150°)						
Mechanical Specifications							
SCx (EPA)	To be updated						
Mounting	Type-A (Yoke mount), Type-B (Trunnion mount), Type-C (Trunnion+pole fitter)						
Package Info							
Product Size	16.1*9.65*2.20 inches / 409*245*56mm		18.9*11.61*2.20 inches / 480*295*56mm			23.23*13.66*2.20 inches / 590*347*56mm	
Net Weight	3.3KG	3.5KG	5.0KG	5.4KG	5.5KG	6.8KG	7.3KG

Ordering Information

AOK	-		-		-		-		-		-	
WATTS		VOLTAGE		LED CHIPS		TYPE OF SENSOR		CCT&CRI		DISTRIBUTION		MOUNT		COLOR
50WFLC 100WFLC 150WFLC 200WFLC 240WFLC 300WFLC 400WFLC		NV=100-277V HV=277-480V		A2=2835 A3=3030 A5=5050		00=None DV=Dimmable PIR=PIR sensor PH=Photocell MS=Microwave Sensor		XX70=3000K-5000K 70CRI XX80=3000K-5000K 80CRI		15D=15° 30D=30° 45D=45° 60D=60° 90D=90° 120D=120° T2(60*150°) T3(70*150°) T4(70*150°)		A=Type A (Yoke mount) B=Type B (Trunnion mount) C=Type C (Trunnion+pole fitter)		BK=Black GR=Gray Custom request

Other Applications Reference











***Important note:** The provided parameters are for design reference; the official measurement reports holds higher & final authority.

IF **LED Flood Light**

Power: 30W - 300W



Lumen Output

Up to **40,200** lm

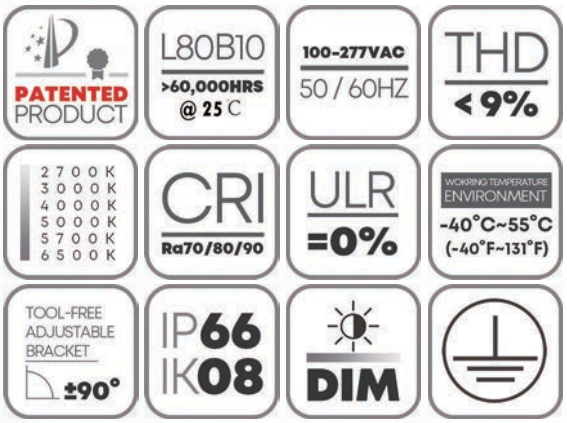

Key **Features**

- **Low Energy Consumption**
- **Compatible Controller Options**
- **Professional Distribution Options**
- **Easy Maintenance**

Parameter Reference

Power(W)	30W	50W	75W	96W	145W	200W	230W	260W	300W
Control Option	DALI, 1-10V, PWM, Timer dimming, Nema, Zhaga, Presence detection sensor. Dim-to-Off with standby power <= 0.5W.								
Driver	Meanwell/Sosen/Other brands								
Operating Temp.	-40°C to 55°C (-40 °F to 131 °F)								
Photometric Data									
Luminous flux(lm)@CRI 70Ra, 4000K,(Std Dev ±5%)	4140lm	6850lm	10125lm	13248lm	19575lm	26000lm	27600lm	32500lm	40200lm
Beam Angle	30°/60°/90°/110°/120°/T2(107*157°)/T3(110*146°)/T4(123*146°)/T5(149°)								
LED Model	Lumileds 3030								
Lens	Polycarbonate & tempered glass								
ULR	= 0%, @ Luminaire inclination 0°								
Mechanical Data									
SCx	Side: 0.009395㎡ Front-side: 0.009035㎡ Top: 0.046919㎡		Side: 0.012416㎡ Front-side: 0.011320㎡ Top: 0.076177㎡	Side: 0.011320㎡ Front-side: 0.015971㎡ Top: 0.108840㎡		Side: 0.020125㎡; Front-side: 0.018668㎡ Top: 0.143633㎡		Side: 0.022425㎡ Front-side: 0.029759㎡ Top: 0.217231㎡	
Mounting	Under yoke mount								
Others									
Product Size	282*220*52mm / 11.1*8.7*2.0"		337*269*52mm / 13.3*10.6*2.0"	416*300*55mm / 16.4*11.8*2.2"		489*350*59mm / 19.3*13.8*2.3"		496*503*65mm / 19.5*19.8*2.6"	
Net Weight	1.69kg / 3.73 lbs	1.79kg / 3.95 lbs	2.75kg / 6.06 lbs	4.62kg / 10.19 lbs	4.8kg / 10.58 lbs	5.71kg / 12.59 lbs	5.9kg / 13.01 lbs	10.3kg / 22.71 lbs	10.3kg / 22.71 lbs

Ordering Information

AOK - [ ] - [ ] - [ ] - [ ] - [ ] - [ ]

WATTS	VOLTAGE	LED CHIPS	CCT&CRI	HOUSING	DISTRIBUTION
30WIF	NV=100-277V	L3=Lumileds3030	2770=2700K 70CRI	BK=Black	30D=30°
50WIF		L5=Lumileds5050	3070=3000K 70CRI	SG= Silver Gray	60D=60°
75WIF			4070=4000K 70CRI		90D= 90°
96WIF			5070=5000K 70CRI		110D=110°
145WIF			5770=5700K 70CRI		120D=120°
200WIF			6570=6500K 70CRI		T2(107*157°)
230WIF			2780=2700K 80CRI		T3(110*146°)
260WIF			3080=3000K 80CRI		T4(123*146°)
300WIF			4080=4000K 80CRI		T5(149°)
			5080=5000K 80CRI		
			5780=5700K 80CRI		
			6580=6500K 80CRI		

Application Reference





INDUSTRY
Lighting Solution



HBE **LED Highbay Light**

Power: 100W - 200W



CCT adjustable optional

3000K
4000K
5000K

Power adjustable optional

Beaded Lens { **UGR=19 (60 °, 150W)**
UGR=25 (90 °, 150W)



Reserved Central Sensor Position

PLUG & PLAY | Zhaga Receptacle Optional | SMART SENSOR OPTIONAL

UGR<19



Ring-Shaped Lens

High Lumen Output

Up to **40,000** lm

PATENTED PRODUCT | WORKING TEMPERATURE ENVIRONMENT -40°C~50°C (-40°F~122°F) | 3000K 4000K 5000K 5700K 6500K | CRI Ra70/80/90 | L70 >100,000HRS @ 25 C | 100-277VAC OR 200-480VAC 50 / 60HZ | IP65 IK10 | DIM

Key **Features**

Efficacy Options
185lm/W or 210lm/W

Multiple
Distribution Options

CCT & Power
Adjustable Optional

Better Heat Dissipation
Long Lifespan

Parameter Reference

Power(w)	Power adjustable:100W/150W/200W	
Control Option	Driver includes wiring for 0-10V dimming systems. Dim as low as 10%.	
Photometric Specifications		
Lens Type	Ring-shaped lens (Power and CCT adjustable)	Beaded lens (Power adjustable)
Luminous Flux(lm,Std. Dev ±5%) @CRI 70Ra, 4000K Standard (LUMILEDS 2835)	18500 lm(100W) / 27750 lm(150W) 37000 lm(200W)	17000 lm(100W) / 25500 lm(150W) 34000 lm(200W)
Luminous Flux(lm,Std. Dev ±5%) @CRI 70Ra, 4000K Single CCT (AOK 2835)	20000 lm(100W) / 30000 lm(150W) 40000 lm(200W)	-
	Note: Luminous flux under Ra80, light efficiency will be reduced by 10%	
LED Model	LUMILEDS 2835 / AOK 2835	
Lens	Polycarbonate	
Beam Angle	60D / 90D / 120D	
Mechanical Specifications		
Mounting	Yoke mount/Hook/Eye Bolt	
Package Info		
Product Size	313*313*125mm / 12.32*12.32*4.92 inches	
Net Weight	2.1KG	

Ordering Information

AOK -	-	-	-	-	-	-	-
MODEL	VOLTAGE	LED CHIPS	TYPE OF SENSOR	CCT&CRI	DISTRIBUTION	MOUNT	HOUSING
100WHBE	NV=100-277V	A2= AOK 2835	00=Without Sensor	3070=3000K 70CRI	60D=60deg	A=Hook mount	BK=Black
150WHBE	HV=200-480V	L2= LUMILEDS 2835	PIR=PIR Sensor	4070=4000K 70CRI	90D=90deg	B=Eye Bolt mount	Customized color
200WHBE			MS=Motion Sensor	5070=5000K 70CRI	120D=120deg	C=Yoke mount	
				5770=5700K 70CRI		D=Yoke mount(F)	
				6570=6500K 70CRI		*F=Flange	
				3080=3000K 80CRI			
				4080=4000K 80CRI			
				5080=5000K 80CRI			
				5780=5700K 80CRI			
				6580=6500K 80CRI			

Application Reference

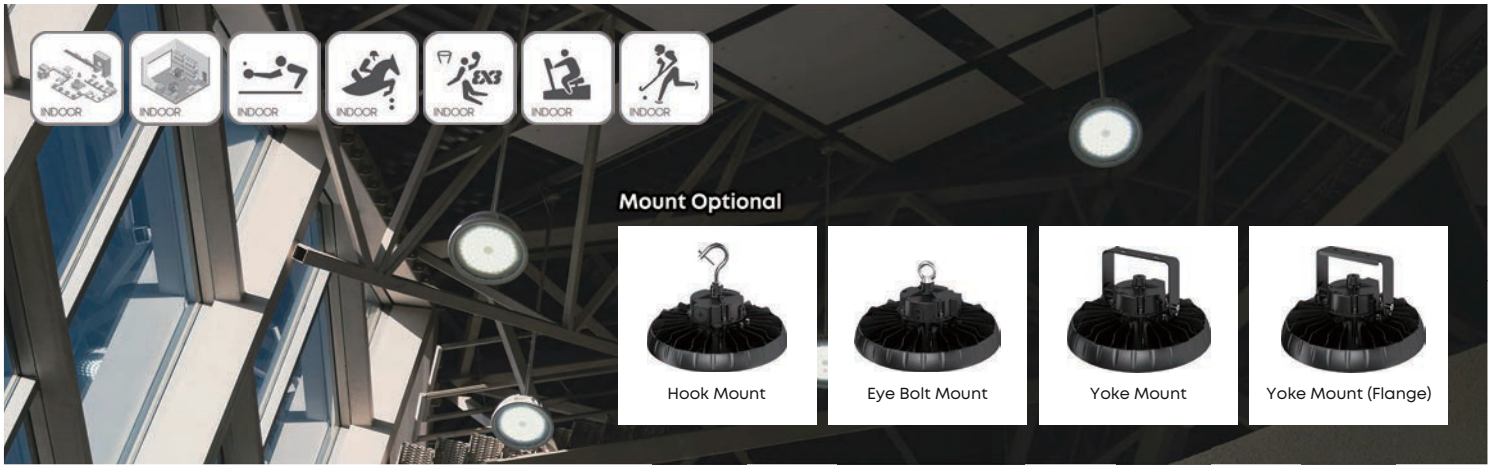

HBA **LED Highbay Light**

Power: 100W - 200W



High Lumen Output

Up to **40,000** lm

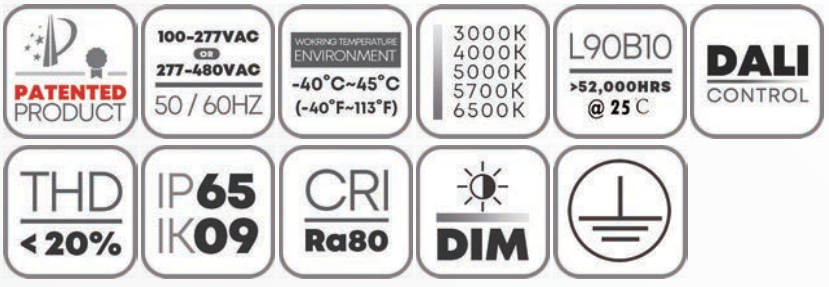

Key **Features**

- **Efficacy Options 160lm/W or 210lm/W**
- **Multiple Distribution Options**
- **Smart Lighting Control Optional**
- **Better Heat Dissipation Long Lifespan**

Parameter Reference

Power(W)	100W	150W	200W
Control Option	0-10V, PWM, Resistor, AUX: 12V/0.15A. Occupancy and motion sensor, DALI control optional.		
Photometric Data			
Efficacy(lm/W, Std. Dev ±5%)	160lm/W (Please refer to IES for exact data)		
Luminous flux (lm, Std. Dev ±5%)	16000lm	24000lm	32000lm
Efficacy(lm/W, Std. Dev ±5%)	200lm/W~210lm/W (Please refer to IES for exact data)		
Luminous flux (lm, Std. Dev ±5%)	20000lm	30000lm	40000lm
Beam angle	60D/90D/120D		
LED model	Lumileds 2835		
Lens	Polycarbonate (Better impact resistance than glass)		
Mechanical Data			
Mounting	Hook		
Others			
Product size	Ø278*189.1mm / Ø10.9*7.4 inches	Ø320*189.1mm / Ø12.6*7.4 inches	Ø360*196.2mm Ø10.9*7.7 inches
Net weight	1.72kg / 3.79 lbs	2.14kg / 4.72 lbs	2.64kg / 5.82 lbs

Ordering Information

AOK -	-	-	-	-	-	-	-	-
MODEL	VOLTAGE	LED CHIPS	TYPE OF SENSOR	CCT&CRI	DISTRIBUTION	MOUNT	OPTION	HOUSING
100WHBA	NV=100-277V	L2=LUMILED 2835	00=Without Sensor	3070=3000K 70CRI	60D=60deg	Hook Mount	DALI control	BK=Black
150WHBA	HV=277-480V		DV=Dimmable	4070=4000K 70CRI	90D=90deg	Yoke Mount	Reflector	
200WHBA			OS=Occupancy Sensor	5070=5000K 70CRI	120D=120deg		AUX Plug	
			MS=Microwave Sensor	5770=5700K 70CRI				
				6570=6500K 70CRI				
				3080=3000K 80CRI				
				4080=4000K 80CRI				
				5080=5000K 80CRI				
				5780=5700K 80CRI				
				6580=6500K 80CRI				

Application Reference



OH **LED Highbay Light**

Power: 60W - 240W



Lumen Output

Up to **40,800** lm



Key **Features**

- **Efficacy Options 150lm/W or 170lm/W**
- **Excellent Heat Dissipation**
- **Smart Control Optional**
- **Low Glare UGR<19**
- **Flexible Installation**

Parameter Reference

Power(W)	60W	100W	150W	200W	240W
Control option	Optional 1-10V dimming, intelligent sensors, DALI, ZigBee wireless control				
Photometric Data					
Luminous flux (@150lm/W, Std. Dev ±5%)	9000lm	15000lm	22500lm	30000lm	36000lm
Luminous flux (@170lm/W, Std. Dev ±5%)	10200lm	17000lm	25500lm	34000lm	40800lm
Beam angle	60°/90°/120°/130°				
LED model	LUMILEDS 3030 / LUMILEDS 5050				
Others					
Mounting	Eye bolt / Yoke Mount / Chain Mount				
Product size	Ø24.8*13.8cm/ Ø9.8*5.4 in		Ø31.9*13.8cm/ Ø12.6*5.4 in	Ø40.0*14.1cm/ Ø15.8*5.5 in	
Net weight	2.9kg (6.4 lbs)		4.6kg (10 lbs)	6.2kg (13.7 lbs)	

Ordering Information

AOK - [ ] - [ ] - [ ] - [ ] - [ ] - [ ] - [ ] - [ ] - [ ]

WATTS	VOLTAGE	LED CHIPS	TYPE OF SENSOR	CCT&CRI	DISTRIBUTION	MOUNT	OPTION	HOUSING
60WoH	NV=100-277V	L3=LUMILED 3030	00=Without Sensor	3070=3000K 70CRI	60D=60deg	Eye bolt	Black Ring	BK=Black
100WoH	HV=277-480V	L5=LUMILED 5050	SN=Motion Sensor	4070=4000K 70CRI	90D=90deg	Yoke Mount	Orange Ring	
150WoH			PH=Photocell	5070=5000K 70CRI	120D=120deg	Chain Mount	Light Shield	
200WoH			DV=Dimmable	5770=5700K 70CRI	130D=130deg			
240WoH				3080=3000K 80CRI				
				4080=4000K 80CRI				
				5080=5000K 80CRI				
				5780=5700K 80CRI				

Application Reference



FTA **LED Tri-proof Light**

Power: 18W/35W/54W/100W

CCT
adjustable
optional

3000K
4000K
5000K

Power
adjustable
optional



Lumen Output

Up to **17,000** lm

100-277VAC
50 / 60HZ

WORKING TEMPERATURE
ENVIRONMENT
-20°C~40°C
(-4°F~104°F)

ADJUSTABLE
3000K
4000K
5000K

IP65

LIFETIME
50,000HRS
@ 25 C

Sensor
Microwave

Sensor
PIR

Parameter Reference

Specification				
Model	**AOK-2FTA18W**	**AOK-4FTA35W**	**AOK-5FTA54W**	**AOK-8FTA100W**
3-in-1 Watt Seletable	12W/15W/18W	24W/30W/35W	36W/45W/54W	70W/85W/100W
Wiring	3x1.5mm2 wires / 3x1.5mm2 wires through			
Input Voltage	100-277VAC			
PF	≥0.9			
THD	<15%			
Flicker Factor	<1%			
SVM	<0.4			
Pst	<1			
Driver Brand	LiFud non-isolated(Chinese brand)			Becky-Power
Control Option	Microwave sensor and PIR sensors			
Circuit Breakers	B10(17)	B10(17)	B10(17)	B10(17)
Linkable Qty	-			
Photometric Specifications				
Luminous Flux(lm,Std. Dev ±5%)(CRI 80Ra, 5000K)	1680lm/2100lm/2520lm	3360lm/4200lm/4900lm	5040lm/6300lm/7560lm	9800lm/11900lm/14000lm
Luminous Flux(lm,Std. Dev ±5%)(CRI 80Ra, 5000K)	1920lm/2400lm/2880lm	3840lm/4800lm/5600lm	5760lm/7200lm/8640lm	11200lm/13600lm/16000lm
Luminous Flux(lm,Std. Dev ±5%)(CRI 80Ra, 5000K)	2040lm/2550lm/3060lm	4080lm/5100lm/5950lm	6120lm/7650lm/9180lm	11900lm/14450lm/17000lm
CCT	CCT adjustable: 3000K/4000K/5000K			
CRI	>70Ra			
LED Model	LUMILEDS 2835			
Lens	Polycarbonate(Milky White)			
SDCM	3			
Beam Angle	120D			
Lifespan	50,000 h, @Tq 25°C			
Photobiological Safety	RG0			
Mechanical Specifications				
IP/IK	IP65, according to standard EN 60529			
Operating Temperature	-20°C to 40°C (-4 °F to 104 °F)			
Storage Temperature	-30°C to 60°C (-22 °F to 140 °F)			
Protective Class	Class I			
Glow Wire	850°C			
Profile	Extruded polycarbonate with UV protection			
Cable Entry	M20 Cable gland			
Housing Color	Gray			
Mounting	Hook/Ceiling			

Application Reference



***Important note:** The provided parameters are for design reference; the official measurement reports holds higher & final authority.

FTB-A **LED Tri-proof Light**

Power: 18W/36W/54W

CCT
adjustable
optional

Power
adjustable
optional



Lumen Output

Up to **8,100** lm

100-277VAC
50 / 60HZ

ADJUSTABLE
3000K
4000K
5000K

CRI
>Ra70

WORKING TEMPERATURE ENVIRONMENT
-20°C~40°C
(-4°F~104°F)

STORAGE TEMPERATURE ENVIRONMENT
-30°C~50°C
(-22°F~122°F)

IP66
IK10

LIFETIME
50,000HRS
@ 25 C

Sensor
Microwave

Parameter Reference

Specification			
Model	**AOK-2FTB18W-A**	**AOK-4FTB36W-A**	**AOK-5FTB54W-A**
3-in-1 Watt Seletable	12W/15W/18W	24W/30W/36W	36W/45W/54W
Wiring	3x1.5mm^2 wires / 3x1.5mm^2 wires through		
Input Voltage	100-277VAC		
PF	≥0.95		
THD	<15%		
Flicker Factor	<1%		
SVM	<0.4		
Pst	<1		
Driver Brand	BECKY/LiFud		
Control Option	Microwave sensor optional		
Circuit Breakers	-		
Linkable Qty	-		
Photometric Specifications			
Luminous Flux(lm,Std. Dev ±5%)(CRI 80Ra, 5000K)	1680lm/2100lm/2520lm	3600lm/4500lm/5400lm	5400lm/6750lm/8100lm
CCT	CCT adjustable: 3000K/4000K/5000K/6000K		
CRI	>70Ra		
LED Model	LUMILEDS 2835		
Lens	Milky White		
SDCM	-		
Beam Angle	>120D		
Lifespan	50,000 h, @Tq 25°C		
Photobiological Safety	-		
Mechanical Specifications			
IP/IK	IP66,IK10 according to standard EN 60529		
Operating Temperature	-20°C to 40°C (-4 °F to 104 °F)		
Storage Temperature	-30°C to 50°C (-22 °F to 122 °F)		
Protective Class	Class II		
Glow Wire	-		
Outer Casing	Double color PC tube		
Cable Entry	M20 Cable gland		
Housing Color	Clear, Milky White		
Mounting	Modular installation		

Application Reference



***Important note:** The provided parameters are for design reference; the official measurement reports holds higher & final authority.

FTB-B **LED Tri-proof Light**

Power: 18W/36W/54W

CCT
adjustable
optional

Power
adjustable
optional



Lumen Output

Up to **81,00**lm

100-277VAC
50 / 60HZ

ADJUSTABLE
3000K
4000K
5000K

CRI
>Ra70

WORKING TEMPERATURE ENVIRONMENT
-20°C~40°C
(-4°F~104°F)

STORAGE TEMPERATURE ENVIRONMENT
-20°C~50°C
(-4°F~122°F)

IP66
IK10

LIFETIME
50,000HRS
@ 25 C

Sensor
Microwave

Parameter Reference

Specification			
Model	**AOK-2FTB18W-B**	**AOK-4FTB36W-B**	**AOK-5FTB54W-B**
3-in-1 Watt Seletable	12W/15W/18W	24W/30W/36W	36W/45W/54W
Wiring	3x1.5mm^2 wires / 3x1.5mm^2 wires through		
Input Voltage	100-277VAC		
PF	≥0.95		
THD	<15%		
Flicker Factor	<1%		
SVM	<0.4		
Pst	<1		
Driver Brand	BECKY/LiFud		
Control Option	Microwave sensor optional		
Circuit Breakers	-		
Linkable Qty	-		
Photometric Specifications			
Luminous Flux(lm,Std. Dev ±5%)(CRI 80Ra, 5000K)	1680lm/2100lm/2520lm	3600lm/4500lm/5400lm	5400lm/6750lm/8100lm
CCT	CCT adjustable: 3000K/4000K/5000K/6000K		
CRI	>70Ra		
LED Model	LUMILEDS 2835		
Lens	Milky White		
SDCM	-		
Beam Angle	>120D		
Lifespan	50,000 h, @Tq 25°C		
Photobiological Safety	-		
Mechanical Specifications			
IP/IK	IP66,IK10 according to standard EN 60529		
Operating Temperature	-20°C to 40°C (-4 °F to 104 °F)		
Storage Temperature	-20°C to 50°C (-4 °F to 122 °F)		
Protective Class	Class II		
Glow Wire	-		
Outer Casing	Double color PC tube		
Cable Entry	M20 Cable gland		
Housing Color	Clear, Milky White		
Mounting	Modular installation		

Application Reference



***Important note:** The provided parameters are for design reference; the official measurement reports holds higher & final authority.

FTC **LED Tri-proof Light**

Power: 18W/35W/54W

CCT
adjustable
optional

Power
adjustable
optional



Lumen Output

Up to **9,180** lm

100-277VAC
50 / 60HZ

WORKING TEMPERATURE
ENVIRONMENT
-20°C~40°C
(-4°F~104°F)

ADJUSTABLE
3000K
4000K
5000K

CRI
>Ra70

IP65

LIFETIME
50,000HRS
@ 25 C

Sensor
Microwave

Sensor
PIR

Parameter Reference

Specification			
Model	**AOK-2FTC18W**	**AOK-4FTC35W**	**AOK-5FTC54W**
3-in-1 Watt Seletable	12W/15W/18W	24W/30W/35W	36W/45W/54W
Wiring	3x1.5mm2 wires / 3x1.5mm2 wires through		
Input Voltage	100-277VAC		
PF	≥0.9		
THD	<15%		
Flicker Factor	<1%		
SVM	<0.4		
Pst	<1		
Driver Brand	LiFud		
Control Option	Microwave sensor and PIR sensors		
Circuit Breakers	B10(17)	B10(17)	B10(17)
Linkable Qty	-		
Photometric Specifications			
Luminous Flux(lm,Std. Dev ±5%)(CRI 80Ra, 5000K)	1680lm/2100lm/2520lm	3360lm/4200lm/4900lm	5040lm/6300lm/7560lm
Luminous Flux(lm,Std. Dev ±5%)(CRI 80Ra, 5000K)	1920lm/2400lm/2880lm	3840lm/4800lm/5600lm	5760lm/7200lm/8640lm
Luminous Flux(lm,Std. Dev ±5%)(CRI 80Ra, 5000K)	2040lm/2550lm/3060lm	4080lm/5100lm/5950lm	6120lm/7650lm/9180lm
CCT	CCT adjustable: 3000K/4000K/5000K		
CRI	>70Ra		
LED Model	LUMILEDS 2835		
Lens	Polycarbonate(Milky White)		
SDCM	3		
Beam Angle	120D		
Lifespan	50,000 h, @Tq 25°C		
Photobiological Safety	RG0		
Mechanical Specifications			
IP/IK	IP65, according to standard EN 60529		
Operating Temperature	-20°C to 40°C (-4 °F to 104 °F)		
Storage Temperature	-30°C to 60°C (-22 °F to 140 °F)		
Protective Class	Class I		
Glow Wire	850°C		
Profile	Extruded polycarbonate with UV protection		
Cable Entry	M20 Cable gland		
Housing Color	Gray		
Mounting	Hook/Ceiling		

Application Reference



***Important note:** The provided parameters are for design reference; the official measurement reports holds higher & final authority.

Innovative & Tailored Lighting Solutions for **Success**

WARRANTY

5 Year Limited Warranty,
10 Year Preferred Warranty.
Please consult with our sales for detailed agreement.

wally@aokledlight.com
www.aokledlight.com
+1 626-986-4050 (US)
+86 755 2357 9148 (CN)

Manufacturing:
Shenzhen:
Building 1 & 4, St. George's Science and Technology Industrial Park, Shajing Street, Shenzhen, China, 518124.
Huizhou:
Building 2, Yinghui Electronic Science and Tech Park, No. 6 Dongsheng North Rd, Chenjiang Street, Zhongkai High-tech Zone, Huizhou, China. 516006.
Philippines:
Binan City, Laguna, Philippines.

Fuzhou Office:
Room 301, Yujing Business Center Zone 1, No. 12 Baihuazhou road, Cangshan district, Fuzhou, China, 350007

Copyright @2025 AOK Industrial Company Limited. All Right Reserved.